



The **San Diego County Fair's Student Showcase Exhibit** provides an inspiring and engaging space where creativity and modern education come to life and highlight the exceptional talents of students from across the San Diego County. The exhibit offers visitors an eye-catching array of skillful entries and offers students the opportunity to win ribbons and other awards.

Competition Timeline

| | |
|---|---|
| Entry Deadline | Mon., May 12, 2025, by 11:59pm |
| Digital Upload Deadline For these categories only: Drafting & Architectural Design, 2D Fine Art, Graphics, Photography and Video & Animation | Mon., May 19, 2025, by 11:59pm |
| Entry Delivery to the Fairgrounds – All except Literary Publications | Fri., May 23, 2025, 12:00-6:00pm or Sat., May 24, 2025, 9:00am – 4:00pm |
| Entry Delivery to the Fairgrounds – Literary Publications only | Sat., June 7, 2025, 9:00am – 4:00pm |
| Fair Dates | Wed., June 11, 2025 - Sun., July 6, 2025 (Except Mondays and Tuesdays) |
| FairBotics Competition | Wed., June 18, 2025 - Fri., June 20, 2025 |
| Student Showcase Awards Reception | Sat., June 21, 2025, at 1:00pm |
| Entry Pick-Up | Tues., July 8, 2025, 9:00am – 4:00pm |



Eligibility

- Teachers from San Diego County schools or programs entering **community college or continuing education** student projects completed during the 2024/2025 school year.
- Entries must be original work by the student whose name appears on the online entry registration.
- Work, or nearly identical work, previously shown at the Fair, regardless of title, is *not* eligible.
- Any work created by *generative* Artificial Intelligence (AI), either partially or completely, is *not* eligible. Please see detailed Use of Artificial Intelligence (AI) Rules below.

Contact Us

Estella Vazquez, [Student Showcase Coordinator](#)

San Diego County Fair Entry Office

2260 Jimmy Durante Blvd, Del Mar, CA 92014
Office (858) 792-4207 - Mon-Fri 10:00am – 4:00pm

2025 Local Rules

1. Completion of online entry registration shall be deemed acceptance of all rules. Acceptance includes permission to use your name, photograph, and exhibit for the news media.
2. Online registration is required in all departments and for one-day contests. Online entries are accepted until 8:00pm (Pacific Time) on the deadline day for online entry registration, unless otherwise stated.
3. Once registered, the description, title, and price may not be changed. Substitutions will not be allowed. Fair Management is not responsible for errors on entry forms which may lead to elimination or disqualification of an entry.
4. Processing fees must be paid online at the time of registration. Processing fees are non-refundable.
5. Exhibitors must be living at the time the entry form and/or online entry is submitted.
6. All non-livestock entries must be the creative work of the exhibitor (whose name appears on the entry registration), be in good taste, and suitable for family viewing. Fair Management reserves the right to disqualify any entry/exhibit it deems objectionable or not in accordance with competition standards.



7. If an entry is disqualified after judging is complete, no changes will be made to the status of awards given for other entries.
8. Exhibitors are responsible for obtaining necessary permission from models and/or to use material in their entry that is considered copyrighted.
9. No entry will be accepted should the exhibitor describe the conditions under which he/she will exhibit, or the exhibit will be displayed.
10. Judges are qualified in the medium(s) they are judging. New judges may be chosen each year, and judges may be assigned to different divisions/classes from year to year.
11. If a coordinator or judge deems an entry to be in the incorrect category, division, class, etc., he or she may direct the Entry Office to move that entry as appropriate. The Entry Office may combine divisions or classes to create an adequate judging pool.
12. Fair Management reserves the right to limit entries, and display thereof, to facilities available and to cancel any division or class in which, in its judgment, the entries are insufficient to secure adequate competition.
13. Entries must be delivered on the date(s) and times specified. Entries will not be accepted before or after the stated entry delivery date. All accepted exhibits must remain on display and shall not be removed until the stated entry pick up date. Any exhibit not picked up on the specified date becomes the property of the San Diego County Fair and will be disposed of promptly.
14. All exhibits are entered and shown at the owner's risk. Reasonable care will be taken to prevent loss or damage to exhibits, but in no event will the 22nd District Agricultural Association (San Diego County Fair) be responsible for any injury or loss which may occur or for the actions of third parties. Insurance, if desired, should be obtained by the exhibitor at his/her own expense.
15. Any person who violates any Local, State, or Department rule or displays unethical conduct will forfeit all privileges and premiums and be subject to such penalty as the 22nd District Agricultural Association (San Diego County Fair) may order.
16. To ensure reliable award notification, exhibitors are responsible for submitting all address, phone number and email address updates promptly in writing to entry@sdfair.com or Entry Department, 2260 Jimmy Durante Blvd, Del Mar, CA 92014.
17. Premium money will be paid per the recorded placings in the official judging books rather than the ribbon attached to the exhibit.
18. Donated Award recipients will be selected per the instructions given on the Donated Award Confirmation Form submitted by the donor.



19. Premium, donated cash award, and auction checks will be made payable to the exhibitor as listed on the online entry registration. Checks will be mailed within 30 days after the close of the Fair to the address shown on the online entry registration, or as updated by the exhibitor via written notification to the Entry Office. Auction checks may be held longer if the buyer has not paid. Checks not cashed within 6 months from the date of issue will be forfeited. Replacement checks may be subject to a \$35 stop payment fee.
20. The 22nd District Agricultural Association (San Diego County Fair) is required by the Internal Revenue Service to report any premiums paid totaling the amount of \$600 or more. Exhibitors may be required to submit a W-9 form.
21. The 22nd District Agricultural Association management reserves the right to amend or add to these rules; the 22nd District Agricultural Association (San Diego County Fair) assumes no liability or responsibility not herein expressed.

California State Rules apply and are available [here](#).

Use of Artificial Intelligence (AI) Rules

Generative AI (e.g., Midjourney, Stable Diffusion, or other text-to-image or image-to-image apps) is **prohibited** in all divisions and classes.

Moderate use of corrective/enhancement tools and techniques that maintain the integrity of the subject matter and specific category are allowed. These include cropping, color and exposure adjustments, sharpening, noise reduction, healing, cloning, removing, liquifying, layer masking, focus stacking, stitched panoramas, HDR/exposure blending, and infrared.

Photoshop's Generative Fill/Expand may be used as a minor corrective tool (like healing, cloning, and removing) when not significantly altering the primary photographic content. It may **not** be used with text or image prompts to add substantive generated content.



Student Showcase Departments

Drafting and Architectural Design

Fashion

Fine Art – 2D and 3D

Graphic Art

General Technology

Literary Publications

Photography

Science and Engineering

Video and Animation

Entry Limit

One (1) entry per student, per department

Entry Fees

Individual Projects: \$4 per entry

Group Projects: \$25 per entry

Entry fees are payable online with a credit card and are not refundable.

Only categories indicated as “Group Project” are eligible for the Group Project rate. No Group Projects will be accepted in categories not designated “Group Project”.

Fair Tickets

Each registering teacher will receive (4) Exhibitor Access Passes (at Entry Delivery). Participating students will receive (1) Exhibitor Access Pass per entry (at Will Call).

How to Enter

1. After reading all entry materials, click the “Enter Now” link below to go to the ShoWorks Entry Homepage.
2. In the Student Showcase, **teachers are the exhibitors**. Teachers (exhibitors) will enter multiple students as individual entries under their registration. Please register as one of the following:
 - a. **Individual teacher** - Select **Exhibitor** from the drop-down menu.
 - b. **Multiple teachers** - Select **Quick Group** from the drop-down menu, which will allow you to submit entries for a group of teachers (exhibitors) and check out in the same cart.
3. Once registered as either an Exhibitor or a Quick Group for multiple exhibitors, select "Add Entry" to add each student project.



4. Select the appropriate division and class and input the required information. (See "Divisions and Classes" below for a list of all divisions and classes in each department.) In the Description field, provide the following (100-character limit):
 - a. Subject
 - b. If applicable, materials and methods
 - c. If applicable, editing programs/techniques used
5. Review your entry before completing registration to ensure that you have entered the correct division and class for each entry
6. Click the check-out button and pay for all entries.
7. Read the confirmation statement and type YES. **Do not click multiple times**, as it will charge you each time.
8. **Digital photo submission of each student's entry is required for Drafting & Architectural Design, 2-D Fine Art, Graphics (DropBox), and Photography.** Upload your images or videos AFTER you pay, and before the Digital Entry Upload deadline. (See Photographing and/or Uploading Your Entry). Ensure that project titles match the uploaded images.
9. For Group Projects, submit the Class Roster. (Link to the fillable Class Roster pdf found in applicable department sections.)

If you plan to make changes to your entries or need to leave ShoWorks at any time, SAVE YOUR CART before exiting out.

For additional help with entering and uploading images, review this detailed step-by-step guide:

[Entry Tutorial](#)

Still have questions? Please call or [email the Entry Office](#).

Phone: (858) 792-4207, Monday-Friday, 10am-4pm

Photographing and/or Uploading Your Entry

Digital photo submission to Fair Vault of each Drafting & Architectural Design, 2-Dimensional Fine Art, and Photography entry is required. Upload one (1) high quality digital image of each entry, showing only the image (no frame or mat) in the correct orientation, (vertical or horizontal) that gives a complete impression of the artwork.

Image Format for Fair Vault

- Acceptable file formats are .jpeg, .jpg, or .png of **6MB maximum file size**.
- iPhone users must change default HEIC camera setting to JPEG or convert the image.



- RGB color space (CMYK files will be converted to RGB by the system)
- Make sure the images are rotated to the upright position/orientation.
- Images may be in horizontal or vertical orientation.
- No digital enhancement unless allowed in the category.

Digital submission to Dropbox of every Graphics and Video & Animation entry is required. Registering teachers will be emailed further instructions and a Dropbox link.

File Format for Dropbox

- Acceptable graphic image format is .pdf only of any size file.
- Acceptable videos formats are .mp4 or iPhone exports in .flv, .wma, or .avi of any size but must adhere to the time limits described in the category.

IMPORTANT

For fair and accurate judging of all virtually judged projects, file names **must** follow this convention:

WEN number only

Example: A4C5D3

Judging

Drafting & Architectural Design, 2-D Fine Art, Graphics, and Photography- Judges will use exhibitors' uploaded digital images to judge entries virtually and select award placings.

All other departments/divisions- Judging takes place onsite, where judges view the entries in person and select award placings.

Judging Criteria can be found in each department's section.

Judging Results

Winners of Best in Class and Best of Show awards will be announced at the Student Showcase Awards Reception and posted on the San Diego County Fair's website by the second week of the Fair.



Entry Delivery & Pickup

All entries, except those in Photography Division 4706: Digital Only, must be delivered to the Fairgrounds. Please refer to the Exhibition Timeline for in-person delivery dates. Registering teachers will be emailed additional delivery and pick up instructions including a **map** showing access to the Fairgrounds.

THE STUDENT SHOWCASE WILL PROVIDE ENTRY TAGS AT ENTRY DELIVERY. PLEASE ALLOW TIME TO ATTACH ENTRY TAGS TO STUDENT PROJECTS WITH MATERIALS AND ASSISTANCE PROVIDED BY FAIR STAFF.

A claim check will be issued to each exhibitor upon entry delivery and must be presented at the time of entry pick up. If an exhibitor is unable to pick up their artwork, they may arrange for another person to bring in their claim check with a signed written authorization from the exhibitor.

How to Prepare Your Entry for Delivery

A Student ID Label must be attached to the back of each entry. Contact information on the label is used to notify students of any awards received and to identify the project in the event the entry tag falls off. **Please use an email address where the student (or student's parent) can be contacted during the summer.**

[Click here for the Student ID Labels template](#)

See Presentation Requirements under each department.

Awards

The Student Showcase uses the Danish system of judging where entries are judged against a standard rather than compared to other entries.

Each entry will receive one of the following ribbons:

First, Second, or Third Place as scored against the judging criteria.

Best in Class will be awarded to the top-scoring First Place entry in each class.

Best in Show will be awarded to the top-scoring entry in each division.

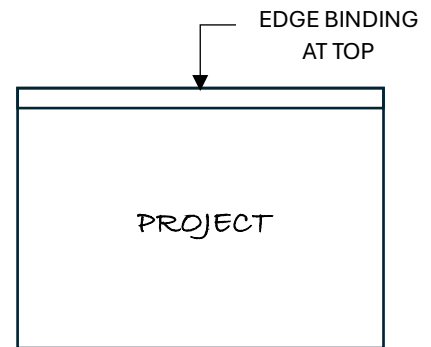
Best in Class and Best of Show winners will also receive an Award Certificate at the Student Showcase Awards Reception.



DRAFTING & ARCHITECTURAL DESIGN

Presentation Requirements

Drafting and Architectural entries must be printed/mounted on bond/foam core **no larger than D size (24" x 36")** unless otherwise noted. If multiple sheets are required, edge-bind and/or staple on the **top edge** of the set. Provide a short narrative with scope of work on the first page of the project.



Division 4102: Technical Projects

Judging Criteria: General Appearance, Complexity, Layout, Scale, Line Weight/Function, Accuracy, and Narrative.

Class 001 Technical Drafting

CAD orthographic and pictorial drawings to detail and provide all information required to produce and assemble the object. Include schematic hydraulics, piping layouts, electronic circuits, etc., as applicable. Sheet metal drawings to include flat pattern layout with pictorial model.

Class 002 Technical Illustration

CAD drawings to fully describe an object or process to an uninformed audience. Include a picture or photograph of the object illustrated.

Division 4105: Architectural Projects

Judging Criteria: Originality, Artistic Merit, Complexity, Layout, Composition, Shade/Shadow, Color, and Narrative.

Class 001 Architectural Drawings

Construction documents for residential or commercial projects that include site plan, floor plan, elevations, and typical sections as applicable. Designs must conform to Uniform Building Code (UBC) and California Building Code (CBC).

Class 002 3-D Rendering

Hand or computer rendered image representing an architectural or industrial subject. Color or black/white/ grayscale.

Class 003 Architectural/Interior Design Storyboard

Presentation may include partial interior or exterior elevations or perspective renderings, inspiration photos, and material samples mounted on foam-core or presentation board. Maximum size 32" x 40".



FASHION

Presentation Requirements

Deliver all garments on hangers. Please no mannequins or dress forms. Garments should be durable enough to withstand handling by exhibit workers. Illustrations, textiles, and patterns must be mounted on mat board or foam-core no larger than 16" x 20". Entries must include a write-up that explains the overall concept of the design and target market.

Division 4202: Garment Design & Construction Projects

Judging Criteria: Design Concept, Originality, Functionality, Craftsmanship, Appearance, Visual Impact, Color Palette, Fabrics, and Write-up.

Class 001 Fashion Design

Completed, originally designed and constructed showing innovation in silhouette, construction, and/or fabric.

Class 002 Costume Design

Completed, originally designed and constructed garments for specific character or performance (may incorporate Fair Theme).

Class 003 Creative Reuse/Unconventional Materials Design

Completed, originally designed garment constructed of at least 80% upcycled, repurposed materials, or unconventional materials.

Division 4205: Illustration, Textile Design, and Pattern Making Projects

Class 001 Fashion Illustration

Judging Criteria: Originality, Artistic Merit, Accurate Proportions, Design Elements, and Write-up.

Drawings, sketches, and/or rendering of originally designed garments or footwear innovation in shape, construction, and/or materials.

Class 002 Textile Design

Judging Criteria: Originality, Achievement of Described Objective, Repeat Accuracy, General Appearance, and Write-up.

Hand-drawn or CAD design, includes repeat dimensions, color separations, and fabric type. Sample textile may be included.

Class 003 Fashion Design Pattern Making

Judging Criteria: Complexity, Layout, Scale, Line Weight/ Function, Accuracy, and Narrative.

Hand-drawn or CAD, 2-D or 3-D patterns with all information required to cut and assemble a garment, including fabric type and orientation.



FINE ART

Judging Criteria: Composition, Impact, Creativity, and Appearance.

Presentation Requirements

Artwork must be freestanding or hangable as described below and be constructed to withstand handling by exhibit workers.

- Maximum size is 24" x 36" (2-D pieces) or 36" on the largest side (3-D pieces), including matting and/or stand.
- Canvases will be hung using Velcro tabs that will be affixed by exhibit workers- no wire needed.
- **No frames, plexiglass, or glass.**
- Mobiles, stained glass, masks, and other 3-D hanging artwork must be equipped with secure hanging point(s). Provide a stand if required for display.

Division 4302: Two-Dimensional Art Projects

- Class 001 Ink (Brush, Pen, or Marker)**
- Class 002 Pastel (Oil or Chalk)**
- Class 003 Pencil or Charcoal**
- Class 004 Colored Pencil**
- Class 005 Acrylic or Tempera Paint**
- Class 006 Oil Paint**
- Class 007 Watercolor**
- Class 008 Collage**
- Class 009 Printmaking**
- Class 010 Mixed Media or Other Medium(s) not listed**

Division 4305: Three-Dimensional Art Projects

- Class 001 Ceramic, Thrown**
- Class 002 Ceramic, Other Than Thrown**
- Class 003 Masks**
- Class 004 Sculpture**
- Class 005 Glass**
- Class 006 Mosaic Tile**
- Class 007 Fiber Arts**
- Class 008 Mixed Media, including upcycled and unconventional materials**



GENERAL TECHNOLOGY

Projects made from assembly kits are not eligible and component parts should be made by the student whenever reasonably possible. Purchased component parts other than hardware items must be identified. Projects constructed with a combination of materials should be entered in the division that represents the project's emphasis.

Judging Criteria: Difficulty, Design, Construction/ Finish/ Craftsmanship, Appearance, and Function.

Presentation Requirements

- Mount small parts on a panel to facilitate handling and showing.
- Provide a stand if required for display.

Division 4402: Metal Projects

Class 001 General Metalwork

Finished metal projects from a variety of materials such as art metal, flat stock sheet metal, casting (mold must be student-made pattern), and processes such as filing, sawing, riveting, forming, soldering, and bending.

Class 002 Welding Processes/ Machine Work

Finished metal projects fabricated by a welding or cutting process. Machine work may include conventional or CNC/ CAM lathe, mill, grinding, punching, etc.

Division 4405: Wood Projects

Class 001 Small Woodworking Projects

Clocks, boxes, lamps, and decorative items.

Class 002 Wood Cabinetry Projects

Furniture pieces that include drawers, doors, or folding mechanisms such as dressers, chests, curio cabinets, or cupboards.

Class 003 Wood Furniture Projects

Furniture pieces that include legs, leaves, or folding mechanisms such as tables, desks, or chairs.

Class 004 Musical Instruments

Wooden musical instruments, including guitars, banjos, flutes, and percussion instruments.

**Class 005 Toys**

Wood toys with moving parts.

Class 006 Green Projects

Projects made from recycled or repurposed wood materials.

Class 007 Turned Wood Projects

Wood items made using a lathe.

Class 008 Scrolled Projects

Wood projects created using a scroll saw, including letters and signage.

Division 4411: Maker Labs**Class 001 Maker Labs**

Innovative projects created with 3-D printing techniques, CNC metal or plastic machining, electronics, and creative technical crafting projects.

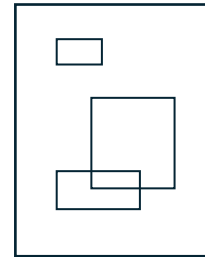


GRAPHICS

Judging Criteria: Artistic Merit, Innovation, Content, Impact, Layout/Composition, Typography, and Image Texture.

Presentation Requirements

Mount artwork on mat board or foam-core of maximum size described under each class. Mat board or foam-core may be repurposed. Mount projects with multiple elements on (1) board not to exceed the maximum size for that class, as shown in the diagram.



MULTI-ELEMENT
PROJECT

Division 4502: Graphic Projects

Class 001 Public Service Advertising

A printed advertisement promoting a social service, public service, or non-profit organization. Focus on a specific campaign for social improvement.

Maximum size 16" x 20" including mat board.

Class 002 Packaging

Graphic and structural packaging programs for retail, promotional, and industrial use, including containers, bags, bottles, boxes, and labels.

Maximum size 16" x 20" including mat board.

Class 003 Posters

Entries may range from literal storytelling to metaphorical imagery or abstractions to fit the poster medium.

Maximum size 24" x 36" including mat board.

Class 004 Typography

Logos, letter marks, graphic presentations, where type is used as the main graphic element in the design.

Maximum size 16" x 20" including mat board.

Class 005 Two-Page Spread (yearbook, newspaper, or other publication)

Two-page layout in a yearbook or newspaper that is viewed as a spread or one unit crossing the gutter. This may come out of any section of the publication.

Mat board must not exceed 1" larger on all sides of artwork.

Class 006 Documents



Documents that use computer systems to assemble text and/ or graphics into a final presentation, including flyers, advertisements, brochures, pamphlets, and business cards.

Mount all elements on (1) 16" x 20" mat board.

Class 007 Publication Layout and Design

Multi-page publications that use computer systems to assemble text and/ or graphics into a final presentation, including programs, booklets, and magazines. No mat board.

Class 008 Digital Painting & Illustration

Creative use of digital imaging applications, such as Photoshop or similar programs, to develop artistic interpretations of imagery. Images must be generated with graphic techniques, not with photography.

Maximum size 16" x 20" including mat board.

Class 009 Image Collage

Assemblage, collage, or montage of images to take on new objectives or meaning for the content.

Maximum size 16" x 20" including mat board.

Class 010 Screen Printing

Single, spot color, or process color on any substrate including textile or garment. Maximum size 16" x 20".



LITERARY PUBLICATIONS

All entries in Literary Publications are assumed to be group entries.

[Click here](#) to add your class roster

By entering your publication in the San Diego County Fair, you acknowledge that it will be on public display, and that you have confirmed that all minors whose likenesses appear within have received guardian authorization to have those likenesses used in a public setting.

Presentation Requirements

- Periodicals: One (1) copy of publication from current school year
- Newspapers: Two (2) copies of publication from current school year
- Online Newspaper entries must include an 8.5" x 11" screenshot of the home page mounted on 11" x 14" mat board.

Division 4602: Periodicals

Judging Criteria: Quality of Writing and/or Artwork, Layout, Design, and Organization.

Class 001 Soft- or Hard-Cover Bound Periodicals

Magazines, journals, anthologies, song books, poetry books, and other collections of literary forms.

Division 4605: Newspapers

Judging Criteria: Story Quality, Content, Coverage, Layout & Design.

Class 001 Printed Newspaper

Class 002 Online Newspaper

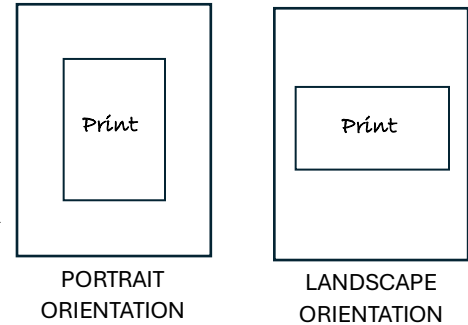


PHOTOGRAPHY

Judging Criteria: Composition, Impact, Technical Quality, and Appearance.

Presentation Requirements

- Prints may be a traditional photographic print or a high-quality digital print. Commercial processing accepted.
- All prints must be mounted on mat board or foam-core that is exactly **16" x 20"**. Mat board must be presented in the **vertical orientation only**, though the print may be mounted in portrait or landscape orientation as shown in the diagrams.
- Mat board or foam-core may be repurposed.
- Mounted artwork must be securely adhered to mount board, foam core, or other backing board. Metal, acrylic, canvas, or other substrates, or frames are *not* allowed.
- Single window matting is allowed. Double or multiple mats are not allowed.
- All mats and mount boards must be BLACK or PURE WHITE. Ivory, cream, or colored mats or mount boards are not allowed. The mat may have a black outside and white core, or a white outside with a black core.
- Consider your substrate and mounting materials as Velcro or clips may be attached to the mounting substrate for display.



Please see "**Use of Artificial Intelligence (AI) Rules**" for acceptable photo manipulation techniques.

DIVISION 4702: PHOTOGRAPHY

Class 001 People (Formal and Informal), Color or Black & White

Any approach which shows the personality and likeness as well as the mood of the subject. These include candid, formal, couple, small group, or others.

Class 002 Animals, Color or Black & White

The main subject is a domestic animal, pet, wild animal, or insect.

Class 003 Nature, Color or Black & White

Includes plants, flowers and minerals.

Class 004 Landscapes, Color or Black & White

Includes landscapes, seascapes, waterfalls, etc.



- Class 005 Cityscapes, Color or Black & White**
Includes skylines, buildings and architecture.
- Class 006 Action, Color or Black & White**
Shows the creative use of camera shutter speed to stop the action, pan the subject, or to blur the scene.
- Class 007 Macro/Micro, Color or Black & White**
The use of special lenses, filters, or techniques to take extreme close-up images.
- Class 008 Night Scenes, Color or Black & White**
Low-light images of night skies, astrophotography, and images from dawn/dusk.
- Class 009 Machines, Color or Black & White**
Trains, planes, automobiles, farm equipment, and industrial machinery; may include people.
- Class 010 Aerial/Drone Photography, color or Black & White**
Photos that show a unique point of view.

DIVISION 4705: DIGITALLY ENHANCED PHOTOGRAPHY

- Class 001 Digital Manipulation of a Photograph**
Creative use of digital imaging applications, such as Photoshop or similar programs, to develop artistic interpretations of imagery. This could include creative photographic techniques like posterization, solarization, bas relief, etc.
- Class 002 Digital Photo Composite Image**
Digital combining of images to increase the visual impact or overall quality of the composition. Assemblage, collage, or montage of photographic images to take on new objectives or meaning, while improving or increasing the interest of the image.

DIVISION 4708: PHOTOGRAPHY, DIGITAL ONLY - See Division 4702 for Classes

These entries will be uploaded during registration and DO NOT require an entry delivery. Entries will be displayed on a monitor in the exhibit, with the student's name, division, class and placing.



SCIENCE & ENGINEERING

Presentation Requirements

Submit a notebook or binder containing relevant records. Display significant details of the study on one (1) tri-fold presentation board. Provide models, drawings or samples of the proposed product(s), if applicable. Small parts must be mounted to facilitate handling and display.

Judging Criteria: Innovation, Scientific rigor, Impact, Documentation, and Presentation.

Division 4800: Science & Engineering Projects - Individual Students

Division 4801: Science & Engineering Projects - Group Projects

[Click here](#) to add your class roster

Class 001 Science Project

Develop a project demonstrating the scientific method. Include an abstract, hypothesis (for engineering and computer projects- statement of goals), procedure showing sufficient repetition of test/experiments, results, conclusions, and recommendations.

Class 002 Environmental Science and Sustainability Projects

Create an original design to study or tackle a current environmental concern. Examples include (but are not limited to): Designing systems for water purification or desalination, investigating the impact of microplastics on aquatic ecosystems. developing renewable energy prototypes that use wind or solar, assessing the effectiveness of composting methods on soil health, creating biodegradable alternatives to plastics, developing energy-efficient thermal insulation materials, or designing a more aerodynamically efficient vehicle.

Class 003 Computer Science and Technology Projects

Design new technology to resolve an issue of significance. Examples include (but are not limited to): Programming a drone for precision agriculture or environmental monitoring, designing apps to solve everyday problems such as waste management, analyzing big data for trends in climate change or urban development, or developing AI models for facial recognition or language processing.

Class 004 Other Science and Engineering Projects



Create an original design to resolve an issue of significance. Examples include (but are not limited to): Constructing bridges or towers to test for load-bearing capacity, investigating natural substances for antimicrobial properties, developing wearable technology to monitor vital signs, investigating the efficiency of different catalysts in accelerating chemical reactions, designing a prototype for a Mars habitat, or investigating the properties of materials for use in space.



VIDEO & ANIMATION

Presentation Requirements

- Entries must include a screen shot mounted on 8.5" x 11" mat board or foam-core in the vertical orientation. Boards may be repurposed.
- All screenshots will be displayed in the exhibit. Best of Show winning videos will be played on a continuous loop in the exhibit.
- Video content must be in accordance with the UAE laws and must not be offensive to any person, region, or religion. All videos must adhere to PG-13 Rating guidelines.
- All videos must be no longer than three (3) minutes.

Division 4902: Video Projects

Judging Criteria: Relevance to Theme, Content, Communication, Strategies, and A/V Quality.

Class 001 Documentary

Nonfictional video intended to document some aspect of reality, primarily for the purpose of instruction or to maintain a historical record.

Class 002 Music Video

Visual support or enhancement of the music (any genre) to capture the viewer's attention and imagination.

Class 003 News/ Investigative Reporting

One's own reporting of matters of importance to readers, viewers, or listeners.

Class 004 Public Service Announcement/ Commercial

Inspire people to take action with a persuasive argument. Describe the problem and detail the actions that will bring the desired change.

Class 005 Short Film

A movie that contains elements of comedy, drama, sci-fi, etc.

Class 006 Action Sports

Video shot on handheld or mounted cameras that explore action sports, including underwater. All material must be original and copyright-free.

Class 007 Aerial Production

Video shot from above with the use of aerial drone or other aircraft.

Class 008 Group Production

The subject may be any of the classes listed above.

[Click here](#) to add your class roster

**Division 4905: Animation/ Motion Graphics**

Judging Criteria: Presentation, Thematic Harmony, Creativity, and Achievement of Objectives.

Class 001 2-D Animation

Animations that entertain, educate, or are lead-ins. Presentations must be self-running.

Class 002 3-D Animations

Animations that entertain, educate, or are lead-ins. Presentations must be self-running.

Class 003 Motion Graphics

Visual communication presentations that incorporate 2-D, 3-D, vector, or bitmapped images in short openings or closings that include typography and imagery.