



**ENTRY TIMELINE:**

Entry Deadline..... Tuesday, April 30, 2024, by 11:59pm  
 Entry Delivery by Department:  
 Elementary School Projects, Fashion, General Technology, Science & Engineering .....Friday, May 10, 2024, 12-6pm  
 and Saturday, May 11, 2024, 9am-4pm  
 Drafting & Architectural Design, Fine Art, Graphics, Photography ..... Friday, May 17, 2024, 12-6pm  
 and Saturday, May 18, 2024, 9am-4pm  
 Literary Publications..... Friday, June 7, 2024, 12-6pm  
 Fair Dates..... Wednesday, June 12 – Sunday, July 7, 2024  
 (Closed Mondays & Tuesdays)  
 Awards Ceremony..... Tuesday, June 11, 2024, 6pm  
 Entry Pick Up ..... Tuesday, July 9, 2024, 10am-6pm

**ENTRY FEE (Non-refundable):** Individual project: \$3 per entry  
 Group project: \$10 per entry  
 Elementary Classes: Free

**ENTRY LIMIT: ONE ENTRY PER STUDENT, PER CLASS**

**ELIGIBILITY:** Student Showcase is an exhibit showcasing student work entered by teachers in San Diego County school districts.  
 Entries must be the work of students in a school in San Diego County for the current school year.

**ENTRY CHECKLIST:**

- Read entry materials, decide what to enter.
- Enter online and pay entry fees by deadline at [sdfair.com/participate/competitive-exhibits/](https://sdfair.com/participate/competitive-exhibits/).
- Print entry tag labels **and** identification labels and secure to projects before delivering.
- Organize projects alphabetically by student’s last name. If submitting a group project, bring list of participating student names organized by last name in alphabetical order.
- Deliver entries.
- Pick up entries on **Tuesday, July 9, 2024 by 6pm**

**FAIR ENTRY TICKETS:** Exhibiting students will receive (1) Fair Entrance Ticket per entry.  
 Registering teachers will receive (2) Fair Entry Tickets.  
 Tickets will be distributed at Will Call.

**FAIR THEME: “Let’s Go Retro!”** With a nod to nostalgia and a focus on fun, the 2024 Fair will give our yesteryears another moment in the San Diego sun. The music, styles, and events of the ‘50s through the ‘90s will be celebrated!

**ENTRY OFFICE:**  
 2260 Jimmy Durante Blvd  
 Del Mar, CA 92014  
 (858) 792-4207, Mon-Fri 10am-4pm  
 entry@sdfair.com

**RULES**

1. Local and State Rules apply to this competition, available at: **[sdfair.com/participate/competitive-exhibits](https://sdfair.com/participate/competitive-exhibits)**.
2. The 22nd DAA (San Diego County Fair) will not be responsible for loss or damage of any kind. No entry will be accepted should the exhibitor describe conditions under which they will exhibit.
3. Once registered, description and title may not be changed. Review your entry before completing registration to ensure that you have entered the correct division and class for each project.
4. All display decisions are the responsibility of the Program Supervisor. Work may be disqualified and not exhibited if not ready for display.
5. Entries must remain on exhibit through the run of the Fair.
6. Copyright: Instructor's signature on the online entry form verifies this is original student work and all necessary releases/etc. have been obtained.
7. Work must be in **good taste** and **suitable** for family viewing.

## **AWARDS**

Non-Competitive Division (4000): Each participating class will receive a Classroom Participation Rosette.

Competitive Divisions (4100-4900): Each entry will receive a first, second, or third place ribbon (based on the Danish System of judging). A "Best in Class" ribbon will be awarded for the top scoring entry in each Class. A "Best of Show" ribbon will be awarded for the top scoring entry in each Division. "Best in Class" and "Best of Show" awards are selected from first place ranked entries. A Class and/or Division must have a minimum of (10) entries for awards above first place to be presented.

## **DELIVERY & PICK UP**

Entry delivery instructions will be emailed following the entry deadline. If you are unable to bring entries on the delivery date, arrange for another person to deliver for you.

**All entries must be picked up on the pick-up date – Tuesday, July 9, 2024.** If you are unable to pick up on the pick-up date, arrange for another person to pick up for you.

**Entries not picked up by Tuesday, July 9, 2024, will become the property of the San Diego County Fair and will be disposed of promptly.**

## **JUDGING**

Blind judging will take place virtually or on-site by qualified instructors and/or professionals. Judges will determine placings using the Danish Judging System, where each project is judged on its own merit. The decision of the judges is final. See each section and/or division for judging criteria.

**NEW THIS YEAR:** Virtual judging for these divisions - Drafting & Architectural Design, Fine Art, Graphics, and Photography. See Page 5.

# ELEMENTARY SCHOOL PROJECTS

## PRESENTATION:

**Two-dimensional** work may be individual, book bound, mural, or combined in a “quilt”. Murals must be made of paper, canvas, or cloth - suitable for hanging.

- No frames or glass
- Individual work may not exceed 12” x18” including borders. Quilts and Murals may not exceed 8’ x 8’
- Do not use glue sticks for adhesive (projects fall apart).

**Three-dimensional pieces** must be free-standing.

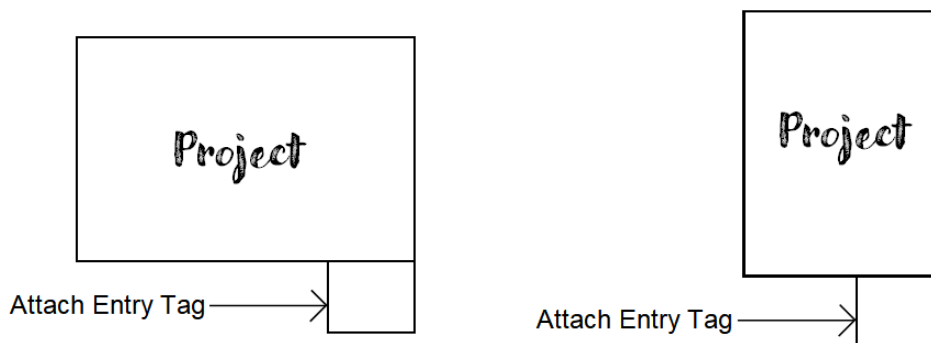
**Community Service & Group Projects:** Attach one tag indicating the highest student grade level represented and, at delivery, present a list of participating students.

## DIVISION 4000 – ELEMENTARY SCHOOL (Pre-K through 6<sup>th</sup>)

We encourage all types of classroom projects. Some examples include:

ART CRAFTS SCULPTURES WEAVING MODELS GRAPHS TESSELLATIONS  
PHOTOGRAPHS POEMS MISSIONS COLLAGES SEWING MIXED MEDIA  
COMMUNITY SERVICE PROJECTS

**ENTRY TAGS:** Print on card stock for best results. Attach to bottom right corner of project. (Template on the next page.)



**ENTRY TAGS: FOR DIVISION 4000 ELEMENTARY PROJECTS ONLY**

Print on card stock for best results. Attach to bottom right corner of project.

<p>STUDENT SHOWCASE - DIVISION 4000 Entry Tag</p> <p>School _____</p> <p>Grade/s _____</p> <p>Teacher _____</p> <p>Student Name _____</p>	<p>STUDENT SHOWCASE - DIVISION 4000 Entry Tag</p> <p>School _____</p> <p>Grade/s _____</p> <p>Teacher _____</p> <p>Student Name _____</p>
<p>STUDENT SHOWCASE - DIVISION 4000 Entry Tag</p> <p>School _____</p> <p>Grade/s _____</p> <p>Teacher _____</p> <p>Student Name _____</p>	<p>STUDENT SHOWCASE - DIVISION 4000 Entry Tag</p> <p>School _____</p> <p>Grade/s _____</p> <p>Teacher _____</p> <p>Student Name _____</p>
<p>STUDENT SHOWCASE - DIVISION 4000 Entry Tag</p> <p>School _____</p> <p>Grade/s _____</p> <p>Teacher _____</p> <p>Student Name _____</p>	<p>STUDENT SHOWCASE - DIVISION 4000 Entry Tag</p> <p>School _____</p> <p>Grade/s _____</p> <p>Teacher _____</p> <p>Student Name _____</p>
<p>STUDENT SHOWCASE - DIVISION 4000 Entry Tag</p> <p>School _____</p> <p>Grade/s _____</p> <p>Teacher _____</p> <p>Student Name _____</p>	<p>STUDENT SHOWCASE - DIVISION 4000 Entry Tag</p> <p>School _____</p> <p>Grade/s _____</p> <p>Teacher _____</p> <p>Student Name _____</p>

# NEW THIS YEAR: VIRTUAL JUDGING

## DIVISIONS 4100-4900 ONLY

This year we will be judging virtually for the following departments: Drafting & Architectural Design, Fine Art, Graphics, and Photography. PLEASE FOLLOW THESE REQUIREMENTS FOR A SUCCESSFUL UPLOAD:

1. For **photographic images**:
  - a. Acceptable photographic image formats are .jpeg, .gif, .bmp, or .png only.
  - b. The total file size of the uploaded image must be 8 MB (megabytes) or less.
  - c. If your total image file size is greater than 8 MB, you will need to use a photo editing program to “resize the photo image”. Free programs available: Microsoft Image Resizer, Microsoft Photo Editor, Irfanview, Photoscape and others.
  - d. The minimum image dimension (width or height) should be at least 450 pixels.
2. For **graphic images**:
  - a. Acceptable graphic image format is .pdf only.
  - b. The total file size of the uploaded image must be 6 MB (megabytes) or less.
3. For **videos**:
  - a. Acceptable video formats are .mp4 or iPhone exports in .flv, .wma, or .avi.
  - b. The total file size of the uploaded video must be 190 mb or less (that equates to around a minute and a half on a new iPhone).
4. Files not conforming to the desired formats and requirements listed above will not be allowed to upload.
5. A short title for your entry is required. The title cannot be greater than 30 characters.
6. The file name of the entry should contain the name of the entry depicted or a keyword from the name. Renaming your entry file name with at least a portion of the name of your entry makes easier identification while uploading.  
TIP: Place your images in a folder on your computer so you can easily browse for your upload. For example, create a folder called “Fair Entries”.
7. When you are ready to upload, the entry form will ask you to go to the folder on your computer where you prepared the images for submission. Click the file name and then click the “Upload” button on the entry form. After successfully uploading the file, a photo thumbnail will appear on the right side of the screen.
8. If you make a mistake, you can log back in to “My Account” and select the “Upload Media” button.

### TIPS FOR PHOTOGRAPHING ART PROJECTS

- 2D artwork should be photographed with no “hot spots” or reflections (remove glass/plastic in frame).
- Sculptures should be photographed with proper lighting to show the depth, texture, and shape of the subject at the best angle.
- Avoid using a flash. Natural daylight on an overcast day, or shade on a sunny day, is the best light for photographing.
- Set camera on a tripod or solid surface for stability and aim camera level with art to avoid distortion.
- Check your camera settings to verify you are using the largest size (resolution) and highest quality (low or no compression) that your camera supports.
- Take several photos at different settings and look at them on your computer screen to select the best image.
- For photographing 3-D artwork, use a neutral-toned matte background such as grey, black, or ivory. Be sure your entry fills the frame of the photo with some, but minimal, backdrop showing.
- Digital enhancement is not permitted.

# PREPARING YOUR PROJECT FOR DISPLAY

## ENTRY TAGS & IDENTIFICATION LABELS - DIVISIONS 4100-4900 (Elementary School entries use the Division 4000 Entry Tag on page 4)

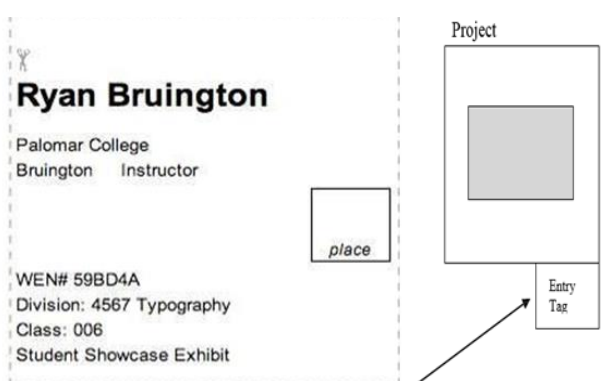
All projects **must** be delivered with entry tags and labels secured.

**An Entry Tag** must be visibly attached to each entry. After entries have been registered online, you will be prompted to print entry tags – (1) per entry. Attach entry tag to the lower right-hand corner of each entry or bottom base of free-standing entry **before** delivery to the Fair. Please print on cardstock!

**An Identification Label** must be attached to the back of each entry. These are used to notify students of any awards received and to identify the project in the event the tag should fall off. Use template on the next page to print/attach ID Labels. Please use the student's email address.

**ENTRY TAG**  
**Print on white cardstock.**

Tape tag to the back of the project with the name visible from the front. Do not tape to the front of the project or attach to the front surface of your mat board.



The diagram illustrates the placement of an entry tag on a project. On the left, a dashed box represents the entry tag template with the following text: **Ryan Bruington**, Palomar College, Bruington Instructor, WEN# 59BD4A, Division: 4567 Typography, Class: 006, and Student Showcase Exhibit. On the right, a box labeled 'Project' contains a shaded area representing the project. A smaller box labeled 'place' is positioned between the tag and the project, with an arrow pointing to the bottom right corner of the project box where the 'Entry Tag' should be attached.

**IDENTIFICATION LABEL**  
**Print on standard 2"x4" Avery Shipping Label.**  
Securely affix an ID label to the back/bottom of each entry (template on next page).

---

**Please attach this label on the back of each entry**

Student Name \_\_\_\_\_

School \_\_\_\_\_

Teacher \_\_\_\_\_

Student E-mail \_\_\_\_\_

### FORGOT TO PRINT YOUR ENTRY TAG AFTER ENTERING?

- Go back to [sdfair.com/participate/competitive-exhibits](http://sdfair.com/participate/competitive-exhibits)
- Click "STUDENT SHOWCASE"
- Click the "CLICK HERE FOR TAGS" button
- Enter your username and password to reprint tags

**GROUP PROJECTS:** A group consists of 2-30 students (or by approval). Please enter your Group Name upon registering. Once registration is complete, email your Group Name, WEN# and a list of participating students to [studentshowcase@sdfair.com](mailto:studentshowcase@sdfair.com). Please also bring a copy of the list to entry drop-off.

**IDENTIFICATION LABELS: FOR DIVISIONS 4100-4900**

Print on standard 2"x4" Avery Shipping Label. Securely affix an ID label to the back/bottom of each entry.

**Please attach this label on the back of each entry**

Student Name \_\_\_\_\_

School \_\_\_\_\_

Teacher \_\_\_\_\_

Student E-mail \_\_\_\_\_

**Please attach this label on the back of each entry**

Student Name \_\_\_\_\_

School \_\_\_\_\_

Teacher \_\_\_\_\_

Student E-mail \_\_\_\_\_

**Please attach this label on the back of each entry**

Student Name \_\_\_\_\_

School \_\_\_\_\_

Teacher \_\_\_\_\_

Student E-mail \_\_\_\_\_

**Please attach this label on the back of each entry**

Student Name \_\_\_\_\_

School \_\_\_\_\_

Teacher \_\_\_\_\_

Student E-mail \_\_\_\_\_

**Please attach this label on the back of each entry**

Student Name \_\_\_\_\_

School \_\_\_\_\_

Teacher \_\_\_\_\_

Student E-mail \_\_\_\_\_

**Please attach this label on the back of each entry**

Student Name \_\_\_\_\_

School \_\_\_\_\_

Teacher \_\_\_\_\_

Student E-mail \_\_\_\_\_

**Please attach this label on the back of each entry**

Student Name \_\_\_\_\_

School \_\_\_\_\_

Teacher \_\_\_\_\_

Student E-mail \_\_\_\_\_

**Please attach this label on the back of each entry**

Student Name \_\_\_\_\_

School \_\_\_\_\_

Teacher \_\_\_\_\_

Student E-mail \_\_\_\_\_

**Please attach this label on the back of each entry**

Student Name \_\_\_\_\_

School \_\_\_\_\_

Teacher \_\_\_\_\_

Student E-mail \_\_\_\_\_

**Please attach this label on the back of each entry**

Student Name \_\_\_\_\_

School \_\_\_\_\_

Teacher \_\_\_\_\_

Student E-mail \_\_\_\_\_

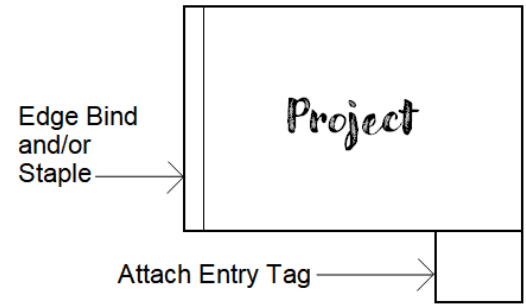
# DRAFTING & ARCHITECTURAL DESIGN

Drafting & Architectural Design entries will be judged virtually. See Page 5 for instructions.

## PRESENTATION:

Drafting entries must be printed/copied on bond no larger than D size (24" x 36"), edge bound and/or stapled on left edge. Attach Entry Tag to lower right of first page. Other entries may be rendered/mounted on appropriate paper or illustration board. Attach Entry Tag to lower right.

**All entries must provide a short narrative with scope of work or programming information. For CAD projects, include the software version.**



## TECHNICAL PROJECTS

**JUDGING CRITERIA:** General Appearance, Complexity, Layout, Scale, Line Weight/Function, Accuracy and Narrative.

### DIVISION 4100 - MIDDLE SCHOOL

### DIVISION 4101 – HIGH SCHOOL

### DIVISION 4102 - COMMUNITY COLLEGE & CONTINUING EDUCATION

#### Class 01 TECHNICAL DRAFTING

CAD orthographic and pictorial drawings to detail and provide all information required to produce and assemble the object. Include schematic hydraulics, piping layouts, electronic circuits, etc., as applicable. Sheet metal drawings to include flat pattern layout with pictorial model.

#### Class 02 TECHNICAL ILLUSTRATION

CAD drawings to fully describe an object or process to the uninformed audience. Include a picture or photograph of the object illustrated.

## ARCHITECTURAL PROJECTS

**JUDGING CRITERIA:** Originality, Artistic Merit, Complexity, Layout, Composition, Shade/Shadow, Color and Narrative.

### DIVISION 4103 - MIDDLE SCHOOL

### DIVISION 4104 – HIGH SCHOOL

### DIVISION 4105 - COMMUNITY COLLEGE & CONTINUING EDUCATION

#### Class 01 ARCHITECTURAL DRAWINGS

Hand-drawn or CAD drawings, with dimensions, to include site plan, floor plan, elevations and typical sections of a residential or commercial building. Designs must conform to Uniform Building Code (UBC) and California Building Code (CBC).

#### Class 02 3-D RENDERING

Single, still, hand-drawn or CAD image representing an architectural or industrial subject. Color or black/white/grayscale. Max size is 24 x 36.

#### Class 03 ARCHITECTURAL / INTERIOR DESIGN STORY BOARD

Must include exterior or interior architectural drawing. May also include color renderings, inspiration photos and material samples mounted on foam core/presentation board. Max size is 32 x 40.



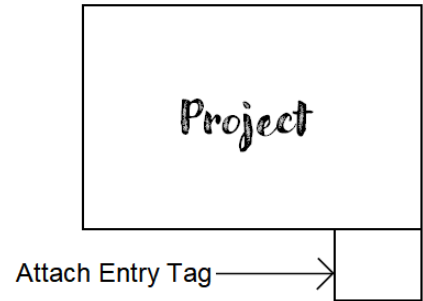
# FASHION

## PRESENTATION:

Pieces may be mounted on mannequins or hangers and should be durable enough to withstand handling by exhibit workers. Attach Entry Tag with safety pin to outside of garment.

Illustrations, textiles, and patterns must be mounted on mat board or foam core no larger than 12" x 18". Attach Entry Tag to lower right corner of presentation board.

**All entries must include a write-up that explains the overall concept of the design and target market.**



## GARMENT DESIGN PROJECTS

**Judging Criteria:** Design Concept, Originality, Functionality, Craftsmanship, Appearance, Visual Impact, Color Palette, Fabrics, and Write-Up

### DIVISION 4200 - MIDDLE SCHOOL

### DIVISION 4201 – HIGH SCHOOL

### DIVISION 4202 - COMMUNITY COLLEGE & CONTINUING EDUCATION

#### Class 01 - FASHION DESIGN

Completed originally designed and constructed garments showing innovation in silhouette, construction, and/or fabric.

#### Class 02 - COSTUME DESIGN

Completed originally designed and constructed garments for specific character or performance (may include Fair theme).

#### Class 03 - CREATIVE REUSE/UNCONVENTIONAL FASHION DESIGN

Completed originally designed garment constructed of at least 80% upcycled, repurposed materials, or unconventional materials. Completed originally designed and constructed garments. All pieces must be marked with a permanent label inside the item with your name.

## ILLUSTRATION, TEXTILE DESIGN, AND PATTERN MAKING PROJECTS

### DIVISION 4203 - MIDDLE SCHOOL

### DIVISION 4204 – HIGH SCHOOL

### DIVISION 4205 - COMMUNITY COLLEGE & CONTINUING EDUCATION

#### Class 01 FASHION ILLUSTRATION

**Judging Criteria:** Originality, Artistic Merit, Accurate Proportions, Design Elements & Write Up.

Drawings, sketches and/or renderings of originally designed garments or footwear innovation in shape, construction, and/or materials.

#### Class 02 TEXTILE DESIGN

**Judging Criteria:** Originality, Achievement of Described Objective, Repeat Accuracy, General Appearance, and Write-Up.

Hand-drawn or CAD design including repeat dimensions, color separations and fabric type. Sample textile may be included.

#### Class 03 FASHION DESIGN PATTERN MAKING

**Judging Criteria** Complexity, Layout, Scale, Line Weight/Function, Accuracy and Narrative.

Hand-drawn or CAD, 2-D or 3-D patterns with all information, including fabric type and orientation, required to cut and assemble a garment.

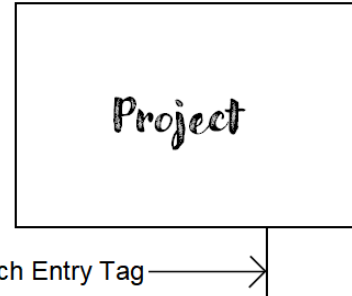
# FINE ART

Fine Art entries will be judged virtually. See Page 5 for instructions.

**PRESENTATION:** Artwork must be freestanding, or hangable as described below, and be constructed to withstand handling by exhibit workers.

- Max size is 24" x 36" (2D pieces) and 36" x (3D pieces), including matting, framing, and stand.
- Canvases will be hung using Velcro tabs that will be affixed by exhibit workers – no wire needed.
- Framed artwork (Plexiglass OK) must include attached wire. NO GLASS or sawtooth hangers.
- Mobiles, stained glass, masks, and other hanging 3-D artwork must be equipped with secure hanging point(s).
- Provide a stand if required for display.
- Affix entry tag to lower right for 2D pieces or as appropriate for piece; or provide a white cardstock place card (2½" x 3", when folded).

**JUDGING CRITERIA:** Composition, Impact, Creativity, and Appearance.



## TWO-DIMENSIONAL ART PROJECTS

**DIVISION 4300 - MIDDLE SCHOOL**

**DIVISION 4301 – HIGH SCHOOL**

**DIVISION 4302 - COMMUNITY COLLEGE & CONTINUING EDUCATION**

**Class 01 - INK (Brush, Pen, or Marker)**

**Class 02 - PASTEL (Oil or Chalk)**

**Class 03 - PENCIL, COLORED PENCIL, or CHARCOAL**

**Class 04 - ACRYLIC or TEMPURA PAINT**

**Class 05 - OIL PAINT**

**Class 06 - WATERCOLOR**

**Class 07 - COLLAGE**

**Class 08 - PRINTMAKING**

**Class 09 - MIXED MEDIA**

## THREE-DIMENSIONAL ART PROJECTS

**DIVISION 4303 - MIDDLE SCHOOL**

**DIVISION 4304 – HIGH SCHOOL**

**DIVISION 4305 - COMMUNITY COLLEGE & CONTINUING EDUCATION**

**Class 01 - CERAMIC, Thrown**

**Class 02 - CERAMIC, Other than thrown**

**Class 03 - MASKS**

**Class 04 - SCULPTURE**

**Class 05 - GLASS**

**Class 06 - MOSAICS TILE**

**Class 07 - FIBER ARTS**

**Class 08 - MIXED MEDIA, Including upcycled materials**

# GENERAL TECHNOLOGY

## GENERAL RULES:

Projects made from assembly kits are not eligible, unless otherwise stated. Component parts should be made by the exhibitor whenever reasonably possible, and judges will score accordingly. Purchased component parts other than hardware items must be identified. Projects constructed with a combination of materials should be entered in the division that most clearly represents the project's emphasis.

## PRESENTATION:

- Any small parts should be mounted on a small panel to facilitate handling and showing.
- Provide stand if it required for display.
- Affix entry tag as appropriate for piece so that it is visible when project is displayed; or provide a white cardstock place card (2½" x 6", when folded).

**JUDGING CRITERIA:** Difficulty, Design, Construction/Finish/Craftmanship, Appearance, and Function.

## METAL PROJECTS

### DIVISION 4400 – MIDDLE SCHOOL

### DIVISION 4401 – HIGH SCHOOL

### DIVISION 4402 – COMMUNITY COLLEGE & CONTINUING EDUCATION

#### Class 01 - GENERAL METAL WORK

Finished metal projects from a variety of materials such as art metal, flat stock sheet metal, and casting (mold must be student-made pattern), and processes, such as filing, sawing, riveting, forming, soldering, and bending.

#### Class 02 - WELDING PROCESSES/MACHINE WORK

Finished metal projects fabricated by a welding or cutting process. Machine work may include conventional or CNC/CAM lathe, mill, grinding, punching, etc.

## WOOD PROJECTS

### DIVISION 4403 – MIDDLE SCHOOL

### DIVISION 4404 – HIGH SCHOOL

### DIVISION 4405 – COMMUNITY COLLEGE & CONTINUING EDUCATION

#### Class 01 - SMALL WOODWORKING PROJECTS

Clocks, boxes, lamps, toys, decorative items, musical instruments, and miscellaneous projects. Projects that include door and/or drawer construction such as chests, curio cabinets, cupboards,

#### Class 02 - WOOD CABINETS PROJECTS

Furniture pieces that include drawers, doors, or folding mechanisms such as dressers, chests, curio cabinets, or cupboards.

#### Class 03 - WOOD FURNITURE PROJECTS

Furniture pieces that include legs, leaves, or folding mechanisms such as desks, tables, and chairs.

#### Class 04 - MUSICAL INSTRUMENTS

Wood musical instruments, including guitars, banjos, flutes, and percussion instruments.

#### Class 05 - UPHOLSTERED FURNITURE

Student-constructed furniture pieces or used pieces that have been upholstered or reupholstered including chairs, ottomans, sofas, and love seats.

## **TRANSPORTATION & HOUSING TECHNOLOGY**

### **DIVISION 4406 – MIDDLE SCHOOL**

### **DIVISION 4407 – HIGH SCHOOL**

### **DIVISION 4408 – COMMUNITY COLLEGE & CONTINUING EDUCATION**

#### **Class 01 - HOUSING INNOVATION**

Tiny houses or green construction materials. Include a narrative describing the project's development and any plans used in the project's construction. *Group or individual projects.*

#### **Class 02 - TRANSPORTATION**

Go-karts, bicycles, trailers, and automobiles. Include a narrative describing the project's development and any plans used in the project's construction. *Group or individual projects.*

## **MAKER LABS**

### **DIVISION 4409 – MIDDLE SCHOOL**

### **DIVISION 4410 – HIGH SCHOOL**

### **DIVISION 4411 – COMMUNITY COLLEGE & CONTINUING EDUCATION**

#### **Class 01 - MAKER LABS**

Innovative projects created with 3-D printing techniques, electronics, and creative technical crafting projects.

# GRAPHICS

Graphics entries will be judged virtually. See Page 5 for instructions.

**PRESENTATION:** Mount artwork to mat board or foam core of maximum size as described below. Mat board or foam core may be repurposed. Secure entry tag to bottom right corner of mat board.

**JUDGING CRITERIA:** Artistic Merit, Innovation, Content, Impact, Layout/Composition, Typography, and Image Texture.

## GRAPHIC PROJECTS

### DIVISION 4500 - MIDDLE SCHOOL

### DIVISION 4501 - HIGH SCHOOL

### DIVISION 4502 - COMMUNITY COLLEGE & CONTINUING EDUCATION

#### Class 01 - PUBLIC SERVICE ADVERTISING

A printed ad promoting a social service, public service, or non-profit organization. Focus on a specific campaign for social improvement. Max size 16" x 20" including mat board.

#### Class 02 - PACKAGING

Graphic and structural packaging programs for retail, promotional, and industrial use, including containers, bags, boxes, bottles, or labels. Max size 16" x 20" including mat board.

#### Class 03 - POSTERS

Entries may range from literal storytelling to metaphoric imagery or abstractions to fit the poster medium. Max size 24" x 36" including mat board (vertical orientation).

#### Class 04 - TYPOGRAPHY

Logos, letter marks, graphic presentations where type is used as the main graphic element in the design. Max size 16" x 20" including mat board.

#### Class 05 - TWO-PAGE SPREAD (Yearbook, Newspaper, or other Publication)

Two-page layout in a yearbook or newspaper that is viewed as a spread or one unit crossing the gutter. This may come out of any section of the publication. Mount on mat board 2" larger on all sides of artwork.

#### Class 06 - DOCUMENTS

Documents that used computer systems to assemble text and/or graphics into a final presentation. Examples: flyers, ads, brochures, pamphlets, and business cards. Mount on 16" x 20" mat board.

#### Class 07 - PUBLICATION LAYOUT AND DESIGN

Multi-page publications that use computer systems to assemble text and/or graphics into a final publication. Example: programs, booklets, and magazines. Publications do not need to be mounted on mat board.

#### Class 09 - 3D RENDERED SCENES

Any single, still digital image whose three-dimensional forms were created, shaped, colored, textured, and lit in the computer. May be architectural/industrial model or cinematic still. Max size 16" x 20" including mat board.

#### Class 10 - DIGITAL PAINTING & ILLUSTRATION

Creative use of digital imaging applications, such as Photoshop or similar programs, to develop artistic interpretations of imagery. These should be generated with graphic techniques, not with photography. Max size 16" x 20" including mat board.

#### Class 11 - IMAGE COLLAGE

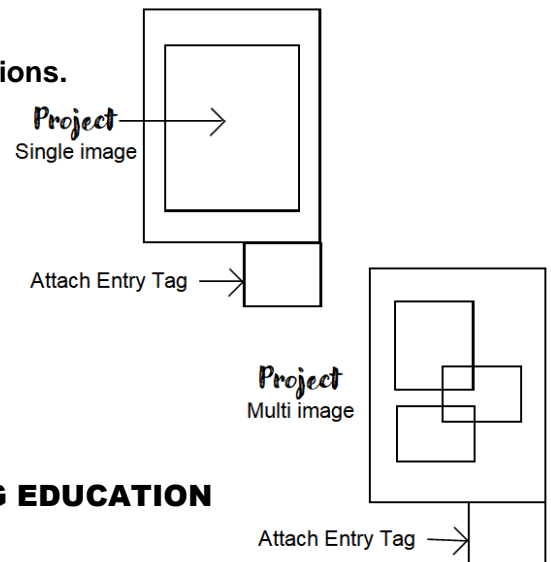
Assemblage, collage, or montage of images to take on new objectives or meaning for the content. Max size 16" x 20" including mat board.

#### Class 12 - SCREEN PRINTING

Single, spot color, or process color on any substrate including textile or garment. Max size 16" x 20".

#### Class 13 - PORTFOLIO

Portfolio of (6-10) two-dimensional graphic art/design pieces, in bound portfolio, or contained packaging (no electronic portfolios).



# LITERARY PUBLICATIONS

## PRESENTATION:

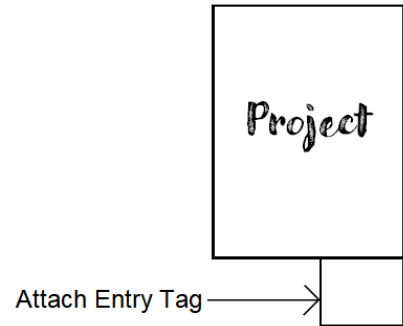
**Yearbooks & Journals:** (1) copy of current year yearbook or journal. Attach Entry Tag to lower right corner of back cover (facing front when book is closed).

**Newspapers:** (1) copy of Newspaper published in current school year. Attach Entry Tag to lower right corner.

**Online Newspapers:** Entries must include a 8 ½" x 11" screenshot of the home page mounted on maximum 11" x 14" mat board. Attach Entry Tag to bottom right corner.

**All entries in Literary Publications are assumed to be group entries.**

**By entering your publication in the San Diego County Fair, you acknowledge that it will be on public display, and that you have confirmed that all minors whose likenesses appear within have received guardian authorization to have those likenesses used in a public setting.**



## YEARBOOKS

**JUDGING CRITERIA:** Content and Coverage, Structure and Design, Writing and Editing

### **DIVISION 4600 – MIDDLE SCHOOL**

#### **DIVISION 4601 – HIGH SCHOOL**

**Class 01 - Schools publishing fewer than 300 books**

**Class 02 - Schools publishing 300 to 500 books**

**Class 03 - Schools publishing more than 500 books**

## **JOURNALS (ALL STUDENT LEVELS)**

**JUDGING CRITERIA:** Quality of Writing and/or Artwork, Layout, Design, and Organization.

**DIVISION 4602 – Magazines, poetry books, and collections of short stories - printed and bound in their final form.**

## **NEWSPAPERS**

### **DIVISION 4603 – MIDDLE SCHOOL**

**JUDGING CRITERIA:** Story Quality, Content, Coverage, Layout & Design

### **DIVISION 4604 – HIGH SCHOOL**

### **DIVISION 4605 – COMMUNITY COLLEGE & CONTINUING EDUCATION**

**JUDGING CRITERIA:** News, Editorials, Features, Sports, Focus on School, and Layout/Design

**Class 01 - PRINTED NEWSPAPER**

**Class 02 - ONLINE NEWSPAPER**

# PHOTOGRAPHY

Photography entries will be judged virtually. See Page 5 for instructions.

**PRESENTATION:** All photographic work **must** be mounted on black or white mat board or foam core – **maximum size 16" x 20"**. Mat board or foam core may be repurposed and must be presented in vertical orientation though photos may be mounted in portrait or landscape orientation. Attach Entry Tag to bottom right corner of mat board.

**JUDGING CRITERIA:** Composition, Impact, Technical Quality, and Appearance.

## PHOTOGRAPHY

Prints may be a traditional photographic print or a high-quality digital print. The digital print must be a straight print using only techniques which replicate what is possible in a traditional darkroom, such as burning, dodging, contrast control, etc. Commercial processing acceptable.

### DIVISION 4700 – MIDDLE SCHOOL

#### DIVISION 4701 – HIGH SCHOOL

#### DIVISION 4702 – COMMUNITY COLLEGE & CONTINUING EDUCATION

##### Class 01 - PORTRAIT, COLOR OR BLACK & WHITE

Any approach to portrait photography which shows the personality and likeness as well as the mood of the subject. These include Candid, Formal, Couple, Small Group, or others.

##### Class 02 - ANIMALS, COLOR OR BLACK & WHITE

The main subject is a domestic or wild animal.

##### Class 03 NATURAL SCENES, COLOR OR BLACK & WHITE

Includes landscapes, seascapes, waterfalls, etc.

##### Class 04 - URBAN SCENES, COLOR OR BLACK & WHITE

Includes skylines, buildings, architecture, and street scenes.

##### Class 05 - ACTION, COLOR OR BLACK & WHITE

Shows the creative use of the cameras shutter speed to stop the action, pan the subject, or to blur the scene.

##### Class 06 - MACRO, COLOR OR BLACK & WHITE

The use of special lenses, filters, or techniques to take extreme close-up images.

##### Class 07 - FAIR THEME, COLOR OR BLACK & WHITE

Objects or activities that reflect the Fair Theme.

##### Class 08 - OTHER, COLOR OR BLACK & WHITE

Any subject not listed in the categories above.

## DIGITALLY ENHANCED PHOTOGRAPHY

### DIVISION 4703 – MIDDLE SCHOOL

#### DIVISION 4704 – HIGH SCHOOL

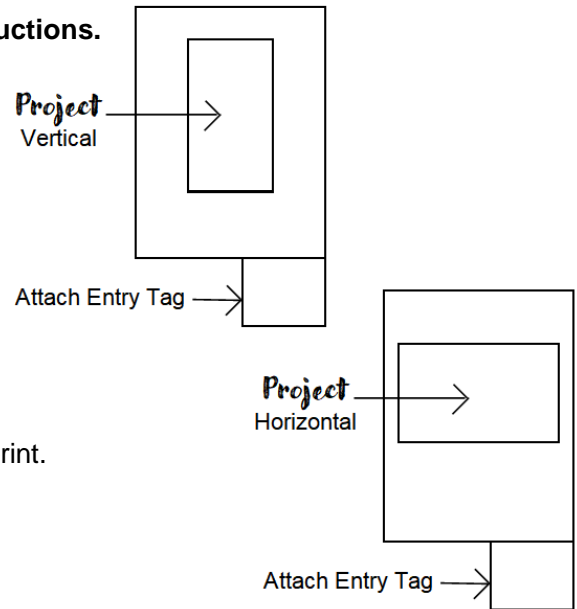
#### DIVISION 4705 – COMMUNITY COLLEGE & CONTINUING EDUCATION

##### Class 01 - DIGITAL MANIPULATION OF A PHOTOGRAPH

Creative use of digital imaging applications, such as Photoshop or similar programs, to develop artistic interpretations of imagery. This could include creative photographic techniques like posterization, solarization, or bas relief, etc.

##### Class 02 - DIGITAL PHOTO COMPOSITE IMAGE

Digital combining of images to increase the visual impact or overall quality of the composition. Assemblage, collage, or montage of photographic images to take on new objectives or meaning, while improving or increasing the interest of the image.



# ROBOTICS

**PRESENTATION:** Judging will take place during the Robotics Competition “Fairbotics” on June 13, 2024. Additional information will be emailed to exhibitors.

Provide notebook/binder of written records. A team member should be present to answer questions for the judges.

**JUDGING CRITERIA:** Innovation, Plans, Engineering, Software, Use of Materials and Fabrication Quality, Ability to Achieve Objectives, Write-Up, and Presentation.

## **DIVISION 4800 - ROBOTICS PROJECTS (ALL STUDENT LEVELS)**

Develop a functioning robot with a power source and programmable microchip (using C, Java, Basic, etc.). Include a write-up of team members, team contributors (including professional status), total cost, hours to develop, and sponsors. Robots may be constructed of any material and be of any size. Robots may use electric, steam, solar, thermal, hydraulic, pneumatic, or any other energy source. No sharp objects allowed (drills, blades, nails, etc.).

**Class 01 – ROBOTICS ENGINEERING: FABRICATED:** Robots may be remote-controlled, autonomous, or both.

**Class 02 - ROBOTICS ENGINEERING: NON-FABRICATED - SEMI AUTONOMOUS**

**Class 03 - ROBOTICS ENGINEERING: NON-FABRICATED - FULLY AUTONOMOUS**



# SCIENCE & ENGINEERING

**PRESENTATION:** Submit notebook/binder of written records. Display significant details of the study on (1) 36" x 48" corrugated tri-fold presentation board. Small parts must be mounted to facilitate handling and showing. Affix (1) entry tag to presentation board & (1) entry tag to notebook.

**JUDGING CRITERIA:** Creativity, Demonstration of Scientific Method (Notebook), Thoroughness, and Display

## **DIVISION 4801 - SCIENCE & ENGINEERING PROJECTS (ALL STUDENT LEVELS)**

### **Class 01 - SCIENCE PROJECT**

Develop a project demonstrating the scientific method. Every project should have a notebook and detailed written record of the scientific study. Contents should be specific and concise - Including an abstract, hypothesis (in the case of engineering and computer projects - statement of goals), procedure showing sufficient repetition of test/experiments, results, conclusions, and recommendations. Project must be designed and constructed by the student exhibitor(s).

### **Class 02 - ENGINEERING - ENERGY/POWER SOURCES**

Develop a working model of an energy or power source, prime mover, improved system, or component. Experiment with electric, steam, solar, thermal, hydraulic, and/or pneumatic sources. Sample projects include: vehicles, solar engines, solar vehicles/boats, aero/wind tunnel experiments, and rocket designs (NO EXPLOSIVES). Include all necessary components for operation. Include purpose and operating instructions.

### **Class 03 - ENGINEERING - OTHER THAN ENERGY SOURCES**

Develop a project demonstrating mechanical and/or electrical engineering. Include all necessary components for operation. Include purpose and operating instructions.

# VIDEO & ANIMATION

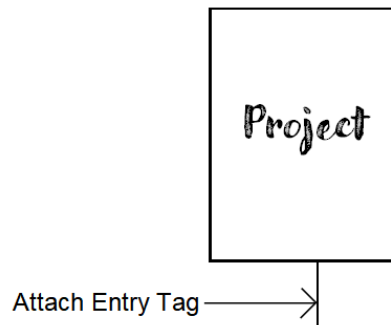
Video & Animation entries will be judged virtually. See Page 5 for instructions.

**PRESENTATION:** Entries must include an 8 ½" x 11" screenshot mounted on mat board or foam core (boards may be repurposed). Secure entry tag to bottom right corner.

All screen shots will be displayed in exhibit. Best of Show winning videos will be played on a continuous loop in the exhibit.

Video size is limited to 190 MB (or approx. 1.5 minutes).

## VIDEO PROJECTS



**JUDGING CRITERIA:** Relevance to Theme, Content, Communication, Strategies, and A/V Quality. Video content must be in accordance with the UAE laws and must not be offensive to any person, region, or religion. All videos must adhere to PG-13 Rating guidelines.

### DIVISION 4900 - MIDDLE SCHOOL

#### DIVISION 4901 – HIGH SCHOOL

#### DIVISION 4902 - COMMUNITY COLLEGE & CONTINUING EDUCATION

##### Class 01 – DOCUMENTARY

Nonfictional video intended to document some aspect of reality, primarily for the purposes of instruction or maintaining a historical record.

##### Class 02 – MUSIC VIDEO

Visual support or enhancement of the music (any genre), to capture the viewer's attention and imagination.

##### Class 03– NEWS/INVESTIGATIVE REPORTING

One's own reporting of matters of importance to readers, viewers, or listeners.

##### Class 04 - PUBLIC SERVICE ANNOUNCEMENT / COMMERCIAL

Inspire people to take action with a persuasive argument. Describe the problem and detail the actions that will bring the desired change.

##### Class 05 – SHORT FILMS

A movie that contains elements of comedy, drama, sci-fi, etc.

##### Class 06 – ACTION SPORTS

Video shot on handheld or mounted cameras that explore action sports, including under water. All material must be original and copyright-free.

##### Class 07 - AERIAL PRODUCTION

Video shot from above with use of aerial drone or other aircraft.

## ANIMATION / MOTION GRAPHICS

**JUDGING CRITERIA:** Presentation, Thematic Harmony, Creativity, and Achievement of Objectives.

### DIVISION 4903 - MIDDLE SCHOOL

#### DIVISION 4904 – HIGH SCHOOL

#### DIVISION 4905 - COMMUNITY COLLEGE & CONTINUING EDUCATION

##### Class 01 – 2-D ANIMATION

Animations that entertain, educate, or are lead-ins. Presentations must be self-running.

##### Class 02 - 3-D ANIMATION

Animations that entertain, educate, or are lead-ins. Presentations must be self-running.

##### Class 03 - MOTION GRAPHICS

Visual communications presentations that incorporate 2-D, 3-D, vector, or bitmapped images in short openings or closings that include typography and imagery.

## 2024 San Diego Fair Local Rules

**Presentation of completed entry form shall be deemed acceptance of all rules. Acceptance includes permission to use your name, photograph, and exhibit for the news media.**

1. Online registration is required in all departments and some one-day contests. Online entries are accepted until 8:00pm (Pacific Time) on the deadline day for online entry registration, unless otherwise stated.
2. Incomplete or incorrect entry forms may be returned at the discretion of the management. The Management is not responsible for errors on entry forms which may lead to elimination or disqualification of an entry.
3. Processing fees must be paid online at the time of registration.
4. Requests for refunds must be submitted in writing, in accordance with State Rules. Refunds under **\$15** will not be granted. **Badging and entry processing fees are non-refundable.**
5. Exhibitors must be living at the time the entry form and/or online entry is submitted.
6. All non-livestock entries must be the creative work of the exhibitor.
7. It is the responsibility of the exhibitor to obtain necessary permission to use material that is considered copyrighted in their entries.
8. Youth exhibitors must be **5 years** of age by January 1, 2024, and not older than 17 years on June 1, 2024, unless otherwise stated in Department Information.
9. The Management reserves the right to reject any exhibit/entry if it is objectionable in any way, requires an excessive amount of space, or the capacity of the department has been reached. All material used in decorating booths or exhibits must comply with State Fire codes. No entry will be accepted should the exhibitor describe conditions under which he/she will exhibit or the exhibit will be displayed.
10. The Management reserves the right to limit entries, and display thereof, to facilities available and to cancel any division or class in which, in its judgment, the entries are insufficient to secure adequate competition. Classes may be closed when capacity is reached.
11. Substitutions may only be made in the original Division and Class, unless otherwise noted in the Department rules.
12. Entries must be delivered on the date(s) and times specified. Entries will not be accepted before or after the stated delivery date. All accepted exhibits must remain on display and shall not be removed until the date specified in the rules. Any exhibit not picked up on the specified date becomes the property of the San Diego County Fair and will be disposed of promptly.
13. All exhibits are entered and shown at the owner's risk. Reasonable care will be taken to prevent loss or damage to exhibits, but in no event will the 22nd District Agricultural Association (San Diego County Fair) be responsible for any injury or loss which may occur or for the actions of third parties. Insurance, if desired, should be obtained by the exhibitor at his/her own expense.
14. The American System of Judging will be used in the Adult Divisions and the Danish System of Judging will be used in the Youth Divisions, unless otherwise stated.
15. All entrants at exhibits must be neatly attired, wear shoes, and conduct themselves in a quiet and orderly manner.
16. Any person who violates any Local, State, or Department rule or displays unethical conduct will forfeit all privileges and premiums and be subject to such penalty as the District may order.
17. **Contact Information:** If an entrant experiences a change of address, phone number, or email address, they are required to update this information with the Entry Office so they may be contacted regarding awards. This notification must be in writing and can be emailed to [entry@sdfair.com](mailto:entry@sdfair.com) or mailed to the Entry Department, 2260 Jimmy Durante Blvd, Del Mar, CA 92014.
18. All premium money will be paid from the awards as marked by the judges in the official judging books and not from ribbons that may be attached to the exhibits. The San Diego County Fair assumes no responsibility for special awards offered by clubs, individuals, or sanctioning bodies.
19. All premium and auction checks will be made payable to the exhibitor as listed on the entry form or online entry. Checks will be mailed within 30 days after the close of the Fair to the address shown on the entry form. Auction checks may be held longer if the buyer has not paid. Checks not cashed within 12 months from the date of issue will be forfeited. Replacement checks may be subject to a **\$35** stop payment fee.
20. The 22nd District Agricultural Association (San Diego County Fair) is required by the Internal Revenue Service to report any premiums paid totaling the amount of **\$600** or more. Exhibitors may be required to submit a W-9 form.
21. The 22nd District Agricultural Association management reserves the right to amend or add to these rules, the 22nd District Agricultural Association (San Diego County Fair) assumes no liability or responsibility not herein expressed.