

Show us Your Best

2022 SAN DIEGO COUNTY FAIR

STUDENT SHOWCASE

2022 ENTRY TIMELINE

Entry Deadline Monday, May 16
 Entry Delivery for all departments except Yearbooks.. Friday, May 20 & Saturday May 21 or by appointment
 Fair Dates ..Wednesday, June 8 – Monday, July 4 (closed Mondays and Tuesdays, except Monday, July 4)
 Entry Pick Up.....Thursday, July 7: 10am-4pm

ENTRY FEE

Individual project: \$3 per entry (non-refundable).
Group project: \$10 per entry (non-refundable).

ENTRY LIMIT

Two (2) entries per student, per division

ENTRY CHECKLIST

- Read entry materials, decide what to enter
- Enter online and pay entry fees by deadline at sdfair.com/participate/competitive-exhibits; Entries can be submitted by student or instructor.
- Print entry tag labels **and** identification labels and secure to projects before delivering (organize projects alphabetically by students last name)
- Deliver entries
If submitting a group project, bring list of participating student names organized by last name in alphabetical order
- Pick up entries

NEW THIS YEAR

- Fair Theme: Heroes ReUnite, Celebrate Superheroes by entering your theme-inspired creations.
- Photography divisions include Traditional Darkroom Black & White Photography, Urban Landscapes, Scenic Photography and expanded divisions.

CONTACT

Phone: (858) 792-4207, Monday through Friday 10am-4pm
Email: entry@sdfair.com
Address: 2260 Jimmy Durante Blvd,
 Del Mar, CA 92014

sdfair.com

ELIGIBILITY

Student Showcase is a competitive exhibit showcasing student work entered by teachers or students in San Diego County school districts.

GROUP PROJECTS

Group projects (**2-35 students, unless prior approval obtained**) must be entered in a GROUP PROJECT DIVISION. For each group project entered, you must bring a list of participating student names organized by last name in alphabetical order when delivering entry/s.

FAIR TICKETS

Students will receive one (1) Exhibitor Access Pass per entry. Teachers will receive two (2) Exhibitor Access Passes for entering.

ENTRY TAGS & IDENTIFICATION LABEL

All projects **must** be delivered with entry tags and labels secured.

Entry Tags: These are used to describe the project displayed. After entries have been submitted, you will be prompted to print tags on standard white bond paper for each student entry. Attach entry tags/s to the lower right-hand corner of each entry or bottom base of free-standing entry before delivery to the Fair.

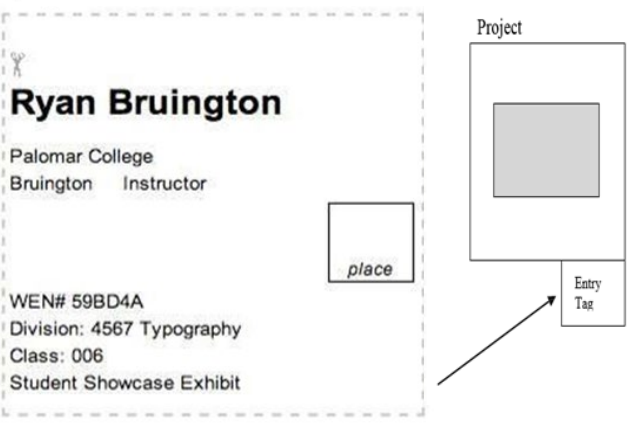
***Forgot to print your entry tag after entering?** Go back to sdfair.com/participate/competitive-exhibits and click “student showcase”. Click the “click here for tags” button and enter your username and password to reprint tags.*

Identification Label: These are used to notify students of any awards received and to identify the project in the event the tag should fall off. Use template on last page to print/attach ID Labels.

ENTRY TAG

Print on standard white bond paper.

TIP: Tape tag to the back of the project with the name visible from the front. Do not tape to the front of the project or attach to the front surface of your matte board.



The diagram illustrates the placement of an entry tag on a project. On the left, a dashed box represents the entry tag template with the following text: Ryan Bruington, Palomar College, Bruington Instructor, WEN# 59BD4A, Division: 4567 Typography, Class: 006, Student Showcase Exhibit. A small box labeled 'place' with a dashed border is shown next to the tag. An arrow points from this box to the back of a project labeled 'Project', which has a grey square representing the project. A small 'Entry Tag' label is shown at the bottom right of the project, with an arrow pointing to it from the 'place' box.

IDENTIFICATION LABEL

Print on standard 2”x4” Avery Shipping Label.

In addition to the Entry Tag, please attach this ID label to the back/bottom of each entry (template on last page).

Please attach this label on the back of each entry

Student Name _____

School _____

Teacher _____

Student E-mail _____

DELIVERY & PICK UP

Entry delivery instructions will be emailed following the entry deadline. If you are unable to bring entry on delivery date, you may send someone in your place. If you have multiple projects to drop off on multiple dates, contact us and we will accommodate one drop off day.

Projects must be picked up on entry pick up date. If you are unable to pick up your projects, arrange for another person to pick up your entries. Entries not picked up become the property of the San Diego County Fair and will be disposed of promptly.

JUDGING

Blind judging will take place on-site where qualified instructors and/or professionals will view work and determine winners using the Danish Judging System, where each project is judged on its own merit. Work may be disqualified and not exhibited if not ready for display. The decision of the judges is final. See each section and/or division for judging criteria.

RULES

1. Local and State Rules apply to this competition, available at sdfair.com/participate/competitive-exhibits .
2. The 22nd DAA (San Diego County Fair) will not be responsible for loss or damage of any kind. No entry will be accepted should the exhibitor describe conditions under which they will exhibit.
3. **Once registered, changes in description and title may not be changed.** Review your entry before completing registration to ensure that you have entered the correct division and class for each project.
4. All display decisions are the responsibility of the Coordinators, and entries must remain on exhibit through the run of the Fair.
5. Copyright: Instructor's signature on the online entry form verifies this is original student work and all necessary releases/etc. have been obtained.
6. Work must be in **good taste** and **suitable** for family viewing.

DRAFTING

PRESENTATION: All drafting entries must be mounted on heavy paper, no larger than D-size, or tag board for judging and display. Drawings with both orthographic and pictorial representations on a single sheet are encouraged. Either drawing originals or copies may be submitted. When copies are submitted, quality of copy work will also be evaluated. Mount multiple-sheet entries interlaced on one board to facilitate handling and display.

TIP: 3D printed and laser cut projects may be entered into the Gen Tech Maker Lab Division.

CLASSES:

- Class 001 - Students Middle School
- Class 002 - Students High School, 1st year
- Class 003 - Students High School, 2nd, 3rd & 4th year, including ROP
- Class 004 - Community College

HAND-DRAWN DRAFTING

JUDGING CRITERIA: Layout/Scale, Difficulty, Lettering & Dimensions, Accuracy in Line/Function, General Appearance/Cleanliness.

Division 4001 - HAND-DRAWN DRAFTING

TECHNICAL ILLUSTRATION - Must be product or process-related. A picture or photograph of the object illustrated may be included with the entry. Must include a title.

ARCHITECTURAL DRAWING - To include a plot plan, floor plan, typical section and elevation plan of a residence or small commercial building, etc. Drawings should conform to Uniform Building Code (UBC). Dimensions to be included.

ARCHITECTURAL RENDERINGS/PRESENTATION - Architectural presentations, renderings, and perspectives (including marine architecture) included.

Illustration sizes shall not exceed a D-size sheet including mounting material.

COMPUTER-AIDED DRAFTING

JUDGING CRITERIA: Difficulty, Layout/Scale, Accuracy/Line Function, General Appearance, and Write-Up.

ALL CAD PROJECTS MUST INCLUDE A WRITE-UP INDICATING: Hardware, software and version number used. This will be used as a part of the criteria for judging.

Division 4002 - TECHNICAL DRAFTING

To include orthographic and pictorial-type drawings. Working drawings, both detail and assembly, to include schematic hydraulics, piping layouts, electronic circuits, etc. Drawings that represent objects that can be built from the drawings without additional information. Sheet metal drawings may include flat pattern layout with pictorial and/or a folded paper model.

Division 4003 - TECHNICAL ILLUSTRATION

Must be product or process related. Non-product or process illustrations will not be accepted (may be entered in Student Fine Art). Illustration sizes shall not exceed D-size sheet, including mounting material. A picture or photograph of the object illustrated may be included with the entry. Must include a title.

Division 4004 - ARCHITECTURAL DRAWINGS

To include plot plan, floor plan, typical section and elevation plan of a residence or small commercial building, etc. Drawings should conform to Uniform Building Code (UBC). Dimensions to be included.

OTHER PROJECTS

Division 4005 - 3-D RENDERING

JUDGING CRITERIA: Innovation and Originality, Artistic Merit, Lighting and Texture of Image, Composition, and Presentation. Along with the project, submit a short write-up and/or sketch that defines the subject of the rendering. Also include the hardware, software, and version requirement with the write-up.

Any single, still digital image, whose three-dimensional forms were created, shaped, colored, textured and lit in the computer. Can be architectural/industrial model or cinematic still.

Division 4006 - 3-D SOLID MODELING PROTOTYPE PROJECTS

JUDGING CRITERIA: Difficulty, Scale, Accuracy, Appearance, Construction, Color, Texture, and Presentation. Models should be accompanied by student originated sketches or plans.

Mill functional rapid prototypes using materials created with additive or subtractive systems. Completed prototypes that users can review and closely matches their final product. Models of precision injection molds, parts and jigs for small lot production.

Division 4007 - OTHER DESIGN AREAS

JUDGING CRITERIA: Difficulty, Scale, Accuracy, Appearance, Construction, Color, Texture, Materials and Finish.

Any project that does not fit any other category. Examples include: fashion design pattern making, interior design, product prototype plans, models, portfolios, and engineering or architectural technical presentations. Models should be accompanied by student originated plans.

Division 4008 - GROUP PROJECT

JUDGING CRITERIA: See appropriate technique.

Entry should include a page narrative describing the project and its development. Specify the drafting technique under which project should be judged.

Division 4009 - DRAFTING - SN (SPECIAL NEEDS)

JUDGING CRITERIA: See appropriate technique.

Drafting projects produced by a student designated as Special Needs. Specify the division under which the project should be judged.

PRESENTATION: Completed designed garments must be mounted for display. That may include mannequins and display hangers. Projects not to exceed a D size sheet, including mounting materials. Other requirements listed in each division. All pieces must be marked with a permanent label inside the item with your name.

FREE STANDING FASHION DESIGN MUST be constructed to withstand repeated handling by staff.

WRITE UP: Must include the overall concept of the design and target market.

TIP: Fashion Design Pattern Making Projects may be entered in the Drafting Division 4007 - Other

CLASSES:

Class 001 - Students Middle School

Class 002 - Students High School, 1st year

Class 003 - Students High School, 2nd, 3rd & 4th year, including ROP

Class 004 - Community College

FASHION

Division 4200 - FASHION DESIGN

Judging Criteria: Design, Functionality, Craftsmanship, Appearance, Fabrics, and Write-Up

A completed designed garment mounted for display. Include a short write-up on the overall concept of the garment. All garment pieces must be marked with a permanent label inside the item with your name.

Division 4201 - FASHION ILLUSTRATION

Judging Criteria: Accurate Fashion Proportions, Title, Notes, General Appearance, and Write-Up

Include sketches and/or photographs as it evolved. Include a short write-up describing media and techniques used. Projects not to exceed a D-size sheet, including mounting material.

Division 4202 - TEXTILE DESIGN

Judging Criteria: Difficulty, Accurate Repeat Line Function, General Appearance, and Write-Up

Include sketches and/or photographs as it evolved. Projects not to exceed a D-size sheet, including mounting material. Write-up to include hardware, software and version number used.

To include original sketch, photograph of basic idea, finished CAD or hand-drawn design with matching repeat design, color separations, fabric type and notes so textile can be printed without additional information; should include sample textile. Textile must be marked with permanent label on back of the item with your name.

Division 4203 - THEATRICAL/COSTUME/FAIR THEME FASHION DESIGN

Judging Criteria: Design Concept (that is appropriate for performance), Construction Craftsmanship, Appearance, Visual Impact, and Write-Up

Garments designed for theater or stage with specific characters in performance in mind, including creative use of the San Diego County Fair Theme.

Division 4204 - UNCONVENTIONAL MATERIALS FASHION DESIGN

Judging Criteria: Creativity, General Appearance, Craftsmanship, Design, Originality of Materials, and Write-Up

A completed designed garment constructed of at least 80% recycled materials, mounted for display. Materials may include duct tape, aluminum can pull tabs, paper, string, etc.

Division 4205 - GROUP FASHION PRESENTATION AND MARKETING

Judging Criteria: General Appearance and Write Up

To include any sketches and/or photographs as it evolved. Projects not to exceed a D-size sheet including mounting material, plus garments as well as the finished presentation of Fashion Show and /or Window display. Must have a theme.

If you have a Fashion Design pattern making project, enter in Drafting – Division 4007.

2022 San Diego County Fair – Student Showcase

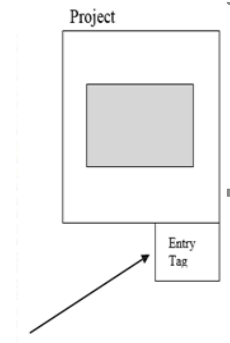
PRESENTATION: Entries MUST include a screenshot of the home page mounted on a rigid backboard, in order to be judged and displayed. Secure entry tag to bottom right corner. Mounting board must be rigid enough to stand on its own without folding over. Screenshot may be no larger than 8 ½” x 11”.

TIP: Entry URL must be submitted electronically when prompted, after payment. URL must be accessible from a web browser. As a backup, write the URL on the Identification Label found on the last page.

CLASSES:

- Class 010 - Individual, Middle School Students
- Class 011 - Individual, High School Students
- Class 012 - Individual, Community College/ROP
- Class 013 - Group, Middle School Students
- Class 014 - Group, High School Students
- Class 015 - Group, Community College/ROP

ATTACHING ENTRY TAG



JUDGING CRITERIA: Achievement of Implied Goals & Objectives, Innovation, Creativity, Quality, and Interface. All entries will be screened on a pass/fail loading test.

Division 4100 - EDUCATIONAL/INFORMATIONAL

Learning, training or general informational sites.

Division 4101 - PROMOTIONAL/E-COMMERCE

Self-promotion, organization, agency or business.

Division 4102 - ENTERTAINMENT - Division 4102

Music, sound, or video.

Division 4103 - **NEW! OTHER - Division 4103**

Any other Web Design and Development Project not listed above.

Note: Newspaper Editions Division has been moved to the Literary Publication Section.

HANGING ARTWORK MUST arrive prepared with wire for hanging on unframed canvas and framed artwork. No glass. Plexiglas is allowed.

FREE STANDING ARTWORK MUST be constructed to withstand repeated handling by staff. Ceramics must be fired. Mobiles, stained glass, masks and other hanging 3-D exhibits must be equipped with secure hanging point(s) or screw eye(s).

NOT ACCEPTED: Unfired clay, wet materials, saw-toothed hangers, framed art with glass, artwork incorrectly labeled, considered unsafe or too heavy/fragile for display.

JUDGING CRITERIA: Composition, Impact, Creativity, and Appearance.

CLASSES:

Class 001: Students Middle School

Class 002: Students High School, 1st year

Class 003: Students High School, 2nd, 3rd & 4th year, including ROP

Class 004: Community College

Class 005: Adult Ed, Adult ROP

TWO-DIMENSIONAL

2D Art not to exceed 36" length x 30" width

Division 4300 - INK (brush, pen, markers)

Division 4301 - PASTEL (oil, or chalk)

Division 4302 - DRAWING (graphite, colored pencil or charcoal)

Division 4303 - ACRYLIC

Division 4304 - OIL - Division 4304

Division 4305 - TEMPERA

Division 4306 - WATERCOLOR

Division 4307 - COLLAGE

Division 4308 - PRINTMAKING

Division 4309 - MIXED MEDIA OR OTHER 2-D, NOT LISTED

Division 4310 - GROUP PROJECT

THREE-DIMENSIONAL

3D Art not to exceed 36" height x 36" width x 24" depth

Division 4311 CERAMIC (thrown)

Division 4312 - CERAMIC (other)

Division 4313 - OTHER 3-D, NOT LISTED (sculpture, fiber, glass, wood, plastic, paper and masks)

Division 4314 - RECYCLED ART, 80% RECYCLED MATERIALS

Division 4315 - GROUP PROJECT - Division 4315

OTHER ART PROJECTS

Division 4316 - FAIR THEME - San Diego County Fair

Art from the above divisions reflecting the theme. May be any artistic style, realistic or creative interpretation.

Division 4317 - FINE ART - SN (SPECIAL NEEDS)

Any medium/technique.

PRESENTATION: Any small parts should be mounted on a small panel to facilitate handling and showing. Projects made from assembly kits are not eligible, unless otherwise stated. Component parts should be made by the exhibitor whenever reasonably possible, and judges will rate accordingly. Purchased component parts other than hardware items must be identified on the project. Projects constructed with a combination of materials should be entered in the division that most clearly represents the project's emphasis.

OPTIONAL NAME DISPLAY CARDS MAY BE PROVIDED: To be printed on white cardstock no larger than 2½" x 6", when folded.

TIP: Agricultural Mechanics projects have moved to the Industrial Arts Livestock Department.

JUDGING CRITERIA: Function, Design/Material Selection, Construction, Preparation/Finish, and Difficulty.

CLASS:

- Class 001 - Students Middle School
- Class 002 - Students High School, 1st year
- Class 003 - Students High School, 2nd, 3rd & 4th year, including ROP
- Class 004 - Community College
- Class 005 - Adult Ed, Adult ROP

METALS

Division 4400 - GENERAL METAL WORK

To include art metal, bench metal, casting and sheet metal. Projects made utilizing hand-working processes, such as filing, sawing, riveting, forming, soldering and bending. Casting entries, including sand, investment and permanent molding, should include student-made patterns, molds, rough castings and finished products.

Division 4401 - WELDING PROCESSES/MACHINE WORK

Any project fabricated by oxyacetylene or by an electric arc welding or cutting process. Machine work, including conventional lathe, mill, grinding and CNC/CAM/lathe/mill and robotic manufacturing projects.

WOODS

Division 4402 - GENERAL WOODWORKING

Clocks, wood turnings, lamps, toys, sport, recreational items and miscellaneous projects.

Division 4403 - WOODEN MUSICAL INSTRUMENTS

Guitars, banjos, flutes, percussion instruments, etc.

Division 4404 - GENERAL FURNITURE CABINETS

May include door and/or drawer construction. Examples: cedar chest, stereo speaker, built-in cabinetry, etc.

Division 4405 - DESKS, TABLES AND/OR CHAIRS

OTHER PROJECTS

Division 4406 - UPHOLSTERED FURNITURE

Chairs, ottomans, sofas, love seats, etc.

Division 4407 - MAKER LABS

Innovative projects created with 3-D printing techniques that are outside the scope of drafting projects. Also electronics, machine/woodshop, and creative technical crafting projects not covered in other divisions.

Division 4408 - GROUP PROJECT

Examples: Go-Karts, bicycles, small trailers, and automotive technology (kits are NOT accepted). Entry should include a page narrative describing the project and its development. Specify the technology technique under which the project should be judged.

Division 4409 - ANY PROJECT LISTED ABOVE

Projects produced by a student designated as Special Needs.

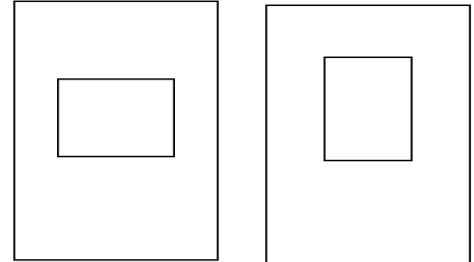
GRAPHIC COMMUNICATIONS

PRESENTATION: Entries MUST be mounted on a rigid backboard or standard 16” wide x 20” high black or white mat board **except Division 4504: Portfolio**, in order to be judged and displayed. Secure entry tag to bottom right corner. Mounting board must be portrait/vertical orientation regardless of project’s orientation and rigid enough to stand on its own without folding over. Projects may be printed any size, but no larger than the backboard or mat board. Projects mounted incorrectly will be **NOT** be accepted at check-in.

CLASSES:

- Class 001 - Students Middle School
- Class 002 - Students High School, 1st year
- Class 003 - Students High School, 2nd, 3rd & 4th year,
including ROP
- Class 004 - Community College

MOUNTING EXAMPLE



If print is horizontal

If print is vertical

DESIGN

JUDGING CRITERIA: Concept, Layout/Design, Typography/ Images, Content, and Visual Presentation

Division 4500 - PUBLIC SERVICE ADVERTISING

A printed ad promoting a social service, public service or non-profit organization. Focus on a specific campaign for social improvement.

Division 4501 - PACKAGING

Graphic and structural packaging programs for retail, promotional and industrial use, including containers, bags, boxes, bottles or labels.

Division 4502 - POSTERS (may not exceed 36” x 42”)

Entries may range from literal storytelling to metaphoric imagery or abstractions to fit the poster medium.

Division 4503 - FAIR THEME POSTERS - (may not exceed 36” x 42”)

Graphics of any activities reflecting the Fair Theme. May be any artistic style, realistic or creative interpretation.

Division 4504 - PORTFOLIO (may not exceed 11” x 17”)

JUDGING CRITERIA: Image Composition/Impact, Quality of Presentation, Breadth of Contents, Creativity and Originality.

Portfolio of student work in graphics that is two-dimensional. Include 6-10 examples of student’s best work.

Presentation: Submit in bound portfolio or contained packaging (no electronic portfolios)

Division 4505 - TYPOGRAPHY

Logos, letter marks, graphic presentations where type is used as the main graphic element in the design.

Division 4506 - YEARBOOK TWO-PAGE SPREAD

Two-page layout in a yearbook that is viewed as a spread or one unit crossing the gutter in the book. This may come out of any section of the yearbook.

Presentation: Black mat board that is 2” larger on all four sides.

Division 4507 - NEWSPAPER TWO-PAGE SPREAD

Two-page layout in a newspaper that is viewed as a spread or one unit crossing the gutter of the paper. This may come out of any section of the newspaper.

Presentation: Black mat board that is 2” larger on all four sides.

COMPUTER GRAPHICS

JUDGING CRITERIA: Layout/Design, Level of Difficulty, Typography/Images, and Visual Presentation

Division 4508 - COMPUTER GRAPHICS

To include logos, illustrations, photographs, and other graphics that have been produced or manipulated using computer systems. Submit original idea, if available, with project.

Division 4509 - DOCUMENTS

To include documents and other products that used computer systems to assemble text and/or graphics into a final presentation. Example: flyers, ads, brochures & pamphlets.

Division 4510 - PUBLICATION LAYOUT AND DESIGN

To include multi-page publications that use computer systems to assemble text and/or graphics into a final publication. Example: programs, booklets & magazines.

JUDGING CRITERIA: Innovation & Originality, Artistic Merit, Lighting & Texture of Image, Composition, and Presentation

Division 4511 - 3D RENDERED SCENES - Division 4511

Any single, still digital image whose three-dimensional forms were created, shaped, colored, textured and lit in the computer. Can be architectural/industrial model or cinematic still.

Division 4512 - DIGITAL PAINTING & ILLUSTRATION - Division 4512

Creative use of digital imaging applications, such as Photoshop or similar programs, to develop artistic interpretations of imagery. These should be generated with graphic techniques, not with photography.

Presentation: 16" x 20" black or white mat board in portrait (vertical) orientation.

Division 4513 - IMAGE COLLAGE - Division 4513

Assemblage, collage, or montage of images to take on new objectives or meaning for the content.

Presentation: 16" x 20" black or white mat board in portrait (vertical) orientation

GRAPHIC PROCESS

JUDGING CRITERIA: Function, Level of Difficulty, Registration, Total Unity/Theme, and Ink Coverage.

Division 4514 - SCREEN PRINTING

Single, spot color or process color on any substrate including textile or garment.

OTHER PROJECTS

JUDGING CRITERIA: See appropriate technique

Division 4515 - GROUP PROJECT - Division 4515

Entry should include a page narrative describing the project and its development. Specify the graphic art technique for which the project should be judged.

Division 4516 - GRAPHIC COMMUNICATIONS - SN (SPECIAL NEEDS)

Projects produced by a student designated as Special Needs. Specify the division under which the project should be judged.

LITERARY PUBLICATIONS

ELIGIBILITY/LIMIT: Literary publications must be the work of students in a school in San Diego County for the current school year. No outdated publications will be judged. Yearbooks and newspapers: one entry per school, per division. Journals: one per class.

DIVISION 4600 - YEARBOOKS

JUDGING CRITERIA: Content and Coverage, Structure and Design, Writing and Editing

YEARBOOK JUDGING: Judging will take place publicly at the Fair.

PRESENTATION: Bring 1 copy of your current year yearbook.

Schools publishing fewer than 300 books:

Class 019 - Junior High / Middle School

Class 020 - Senior High

Schools publishing 300 to 500 books:

Class 021 - Junior High / Middle School

Class 022 - Senior High

Schools publishing 500 to 750 books:

Class 023 - Junior High / Middle School

Class 024 - Senior High

Schools publishing more than 750 books:

Class 025 - Junior High / Middle School

Class 026 - Senior High

DIVISION 4601 - NEWSPAPERS (PRINTED)

PRESENTATION: Bring 8 copies or 2 consecutive issues of each newspaper.

JUDGING CRITERIA: Story Quality, Content and Coverage, and Layout/Design

Junior High / Middle School

Class 027 - Junior High/Middle School

JUDGING CRITERIA: News, Editorial, Features, Sports, Focus on School, and Layout/Design

High School and Community College

Class 028 - Senior High School

Class 029 - Community College

DIVISION 4602 - NEWSPAPERS (ONLINE)

PRESENTATION: Entry must include a screenshot of the front page mounted on either an 8.5" x 11" mat board or rigid cardstock for display, with Entry Tag attached to bottom right corner. Write the URL on the information label that is attached to the back of the entry.

JUDGING CRITERIA: Story Quality, Content and Coverage, and Layout/Design

Junior High / Middle School

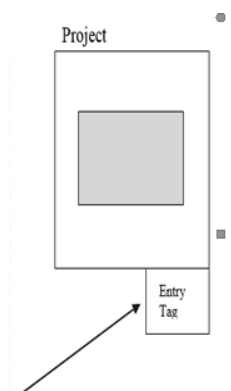
Class 030 - Junior High/Middle School

JUDGING CRITERIA: News, Editorial, Features, Sports, Focus on School, & Layout/Design

High School and Community College

Class 031 - Senior High School

Class 032 - Community College



DIVISION 4603 - JOURNALS

PRESENTATION: Bring 2 originals or 1 original and 1 photocopy of each journal.

JUDGING CRITERIA: Story Quality, Layout, Design, and Presentation

Journals may include magazines, poetry books, and collections of short stories. These are group projects (**2 or more students**) and must be printed and bound in their final form. Judging criteria will be based on quality of writing, layout, design, and overall quality of presentation.

PRESENTATION: Journals need to be in booklet, magazine, or book form.

CLASSES

Class 033 - Students grades 7-8

Class 034 - Students grade 9

Class 035 - Students grade 10

Class 036 - Students grades 11-12

Class 037 - Community College

ADD ENTRY TAG WITH URL (IF APPLICABLE)

PHOTOGRAPHY

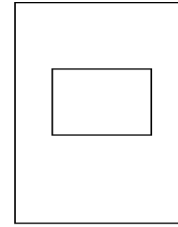
PRESENTATION: Photos **MUST** be delivered mounted on standard 16” wide x 20” high black or white mat board. Mounting board must be portrait/vertical orientation regardless of the photo’s orientation and rigid enough to stand on its own without folding over. Prints may be any size, but no larger than the mat board. Projects mounted incorrectly will be **NOT** be accepted at check-in.

JUDGING CRITERIA: Composition, Impact, Technical Quality, and Appearance.

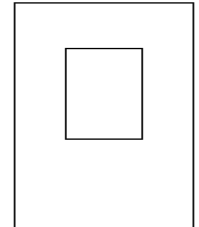
CLASSES:

- Class 001: Students Middle School
- Class 002: Students High School, 1st year
- Class 003: Students High School, 2nd, 3rd & 4th year, including ROP
- Class 004: Community College
- Class 005: Adult Ed, Adult ROP

MOUNTING EXAMPLE



If print is horizontal



If print is vertical

PHOTOGRAPHY

Division 4700 - TRADITIONAL DARKROOM BLACK AND WHITE IMAGES

Any subject. Photos must be shot with film and processed chemically by traditional methods. The print must be made in a traditional darkroom with chemical processing. Darkroom techniques such as dodging, burning, contrast control, etc. are acceptable.

Division 4701 - PEOPLE, COLOR PHOTOGRAPHY

Any approach to portrait photography or portraiture which shows the personality and likeness as well as the mood of the subject. These include Candid, Formal, Couple, Small Group or others. Prints may be a traditional photographic print or a high-quality digital print. The digital print must be a straight print using only techniques which replicate what is possible in a traditional darkroom, such as burning, dodging, contrast control, etc. Commercial processing acceptable.

Division 4702 - PEOPLE, BLACK AND WHITE PHOTOGRAPHY

Refer to Division 4701 above for details. Must be Black and White image.

Division 4703 - ANIMALS, COLOR PHOTOGRAPHY

The main subject should be an animal, either domestic or wild. Prints may be a traditional photographic print or a high-quality digital print. The digital print must be a straight print using only techniques which replicate what is possible in a traditional darkroom, such as burning, dodging, contrast control, etc. Commercial processing acceptable.

Division 4704 - ANIMALS, BLACK & WHITE PHOTOGRAPHY

Refer to Division 4703 above for details. Must be Black and White image.

Division 4705 - SCENIC, COLOR PHOTOGRAPHY

Nature scenes to include landscapes, seascapes, waterfalls, etc. Prints may be a traditional photographic print or a high-quality digital print. The digital print must be a straight print using only techniques which replicate what is possible in a traditional darkroom, such as burning, dodging, contrast control, etc. Commercial processing acceptable.

Division 4706 - SCENIC, BLACK & WHITE PHOTOGRAPHY

Refer to Division 4705 above for details. Must be Black and White image.

Division 4707 - URBAN LANDSCAPES, COLOR PHOTOGRAPHY

City scenes to include skylines, buildings, architecture and street scenes.

Division 4708 - URBAN LANDSCAPES, BLACK & WHITE PHOTOGRAPHY

Refer to Division 4707 above for details. Must be Black and White image.

Division 4709 - ACTION - COLOR PHOTOGRAPHY

Photos may be of sports or general motion. Photos should show the creative use of the cameras shutter speed to stop the action, pan the subject, or to blur the scene. The digital print must be a straight print using only techniques which replicate what is possible in a traditional darkroom, such as burning, dodging, contrast control, etc. Commercial processing acceptable.

Division 4710 - ACTION - BLACK & WHITE PHOTOGRAPHY

Refer to Division 4707 above for details. Must be Black and White image.

Division 4711 - MACRO - COLOR PHOTOGRAPHY

The use of special lenses, filters, or techniques to take extreme close-up images. The digital print must be a straight print using only techniques which replicate what is possible in a traditional darkroom, such as burning, dodging, contrast control, etc. Commercial processing acceptable.

Division 4712 - MACRO - BLACK & WHITE PHOTOGRAPHY

Refer to Division 4709 above for details. Must be Black and White image.

Division 4713 - OTHER - COLOR PHOTOGRAPHY

Any subject not listed in the categories above. These could include, but not limited to, aerial (drone) photography, panoramas, still lifes, or photo restoration. The digital print must be a straight print using only techniques which replicate what is possible in a traditional darkroom, such as burning, dodging, contrast control, etc. Commercial processing acceptable. Photo restoration must include an original image on the back of entry.

Division 4714 - OTHER - BLACK & WHITE PHOTOGRAPHY

Refer to Division 4711 above for details. Must be Black and White image.

Division 4715 - SAN DIEGO COUNTY LIVING

Black-and-white or color images that reflect the lifestyle of San Diego County.

Division 4716 - FAIR THEME PHOTOGRAPHY

Photographs of any activities reflecting the theme. May be color or black and white.

CREATIVE PHOTOGRAPHY USING DIGITAL IMAGING

Division 4717 - DIGITAL MANIPULATION OF A PHOTOGRAPH

Creative use of digital imaging applications, such as Photoshop or similar programs, to develop artistic interpretations of imagery. This could include creative photographic techniques like posterization, solarization, or bas relief, etc.

Division 4718 - DIGITAL PHOTO COMPOSITE IMAGE

Digital combining of images to increase the visual impact or overall quality of the composition. Assemblage, collage or montage of photographic images to take on new objectives or meaning, while improving or increasing the interest of the image. (Attach prints of original images on the back of the board)

OTHER

Division 4719 - PHOTOGRAPHY – SN (SPECIAL NEEDS)

Photography projects produced by a student designated as Special Needs. Specify the photographic technique under which the project should be judged.



PRESENTATION: Small parts MUST be mounted on a small panel to facilitate handling and showing.

CLASSES:

- Class 001 - Students Middle School
- Class 002 - Students High School, 1st year
- Class 003 - Students High School, 2nd, 3rd & 4th year, including ROP
- Class 004 - Community College
- Class 008 - Team Entry, Robotics

SCIENCE & ENGINEERING PROJECTS

JUDGING CRITERIA: Creativity, Scientific Thought/Engineering Goals, Thoroughness, Skill, and Clarity

Develop a science project demonstrating the scientific method in any of the following divisions. Every project should have a notebook and detailed written record of the scientific study. Contents should be specific and concise and display the student's use of the scientific method. Include an abstract, hypothesis (in the case of engineering and computer projects, statement of goals), procedure showing sufficient repetition of test/experiments, results, conclusions, and recommendations. Project must be designed and constructed by the exhibitor.

PRESENTATION: Deliver on presentation board and model no larger than 36" x 48".

Division 4800 - INDIVIDUAL SCIENCE PROJECT

Science project produced by one student. Entry should include a page narrative describing the project and its development. Specify one of the above areas for this project.

Division 4801 - GROUP PROJECT - ENERGY/POWER SOURCES

Develop a working model of an energy or power source, prime mover, improved system or component. Experiment with electric, steam, solar, thermal, hydraulic, and/or pneumatic sources. Sample projects include: vehicles, solar engines, solar vehicles or boats, aero/wind tunnel experiments and rocket designs (NO EXPLOSIVES). Include all necessary components for operation. Include purpose and operating instructions.

Division 4802 - GROUP PROJECT - OTHER THAN ENERGY SOURCES

Include a page narrative describing the project and its development. Specify one of the above areas.

ROBOTICS

JUDGING CRITERIA: Write-up, Presentation, Engineering Plans, Design & Engineering Innovations, Use of Materials and Fabrication Quality, and Ability to Achieve Objectives.

Teams will develop a working model of a robot, with a power source, programmable microchip (using C, Java, Basic, etc.). Include a write-up of team members, team contributors (include professional status), total cost, hours to develop and sponsors. Teams may include a Flash Drive or DVD showing the operation of the project. Robots may be constructed of any material. Robots can be of any size and can use electric, steam, solar, thermal, hydraulic, pneumatic or any other energy source. No sharp objects allowed (drills, blades, nails, etc.). Depending upon the number of entries in each division, the groups may be judged separately by size (large and small robots).

Optional but Encouraged: A team member may be present to answer questions for the judges.

Division 4803 - ROBOTICS ENGINEERING: FABRICATED

Robots can be remote-controlled, autonomous or both.

Division 4804 - ROBOTICS ENGINEERING: NON-FABRICATED - SEMI AUTONOMOUS

Division 4805 - ROBOTICS ENGINEERING: NON-FABRICATED - FULLY AUTONOMOUS

VIDEO

ENTRY DELIVERY: After entering online, please deliver the following in a 9" x 12" manila envelope at the time of entry delivery. Print 2 entry tags. Secure one to the front of the envelope and one on the bottom right corner of your screen shot (see labeling example).

FLASH DRIVES: Place video on flash drive. Any size video file will be accepted, but may not be judged on a computer with 4K capacity. Files may be mp4 or MOV. Name video file with Division #, School Name, Student First and Last Name, Project Title.

Example: Division 4900, San Diego High School, Bob Smith, Exploring San Diego

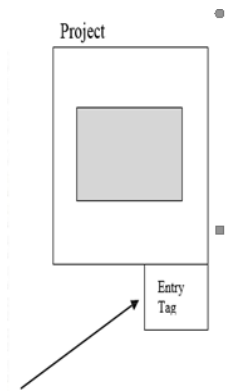
Label flash drive with your School Name and Student First and Last Name.

SCREEN SHOT: Print a screenshot of your video and mount on either an 8.5" x 11" mat board or rigid cardstock for display. The screenshot may be of any scene from the video

Note, screen shots will be displayed in Exhibit. Only Best of Show winning videos will be played on a continuous loop in the Video Cube.

CLASSES:

- Class 010 - Individual, Middle School Students
- Class 011 - Individual, High School Students
- Class 012 - Individual, Community College/ROP
- Class 013 - Group, Middle School Students
- Class 014 - Group, High School Students
- Class 015 - Group, Community College/ROP



VIDEO

JUDGING CRITERIA: Relevance to the themes, Content, Subject Matter, Communication, Strategies and A/V quality. Video/movie content should be in accordance to the UAE laws and should not be offensive to any person, region, or religion. All videos must adhere to PG-13 Rating guidelines.

Division 4900 - DOCUMENTARY

Nonfictional video intended to document some aspect of reality, primarily for the purposes of instruction or maintaining a historical record. Not to exceed 20 minutes.

Division 4901 - FAIR THEME

Videos of any activities reflecting the theme. May be any artistic style, realistic or creative interpretation. Not to exceed 5 minutes.

Division 4902 - MUSIC VIDEO

Videos will be judged on caliber of music (any genre), visual support or enhancement of the music, creativity, originality and ability to capture the viewer's attention and imagination. Not to exceed 5 minutes.

Division 4903 - NEWS/INVESTIGATIVE REPORTING

The reporting through one's own initiative and work product, of matters of importance to readers, viewers or listeners. Not to exceed 5 minutes.

Division 4904 - PSA (PUBLIC SERVICE ANNOUNCEMENTS)/ COMMERCIALS

This category is all about making people take action. Whether you want people to conserve water or stop smoking. Make sure you tell them how they can act to fix the problem. Not to exceed 5 minutes.

Division 4905 - SHORT FILMS

This category consists of movies that contain elements of comedy, drama, experimental, sci-fi or others. Not to exceed 20 minutes.

2022 San Diego County Fair – Student Showcase

Division 4906 - ACTION SPORTS

Any video shot on handheld or mounted cameras that explore action sports. Diving, motorcycle riding, skateboarding, surfing are just a few. All material must be original and copyright-free. Not to exceed 5 minutes.

Division 4907 - AERIAL (DRONE) PRODUCTION

Video shot from above, usually with the use of an aerial drone. Not to exceed 5 minutes.

ANIMATION / MOTION GRAPHICS

JUDGING CRITERIA: Overall Presentation, Thematic Harmony, and Creativity within the Presentation (interface/navigation), and Achievement of Objectives.

Division 4908 - 2-D ANIMATION

Animations that entertain, educate, or are lead-ins. Presentations must be self-running.

Division 4909 - 3-D ANIMATION

Animations that entertain, educate, or are lead-ins. Presentations must be self-running.

Division 4910 - MOTION GRAPHICS

Visual communications presentations that incorporate 2-D, 3-D, vector or bitmapped images in short openings or closings that include typography and imagery.